

# **SAFETY PLAN**

**SAN LORENZO  
LITTLE LEAGUE  
ID 405-45-14**

2017 Edition

**SAFETY PLAN**  
**TABLE OF CONTENTS**

Cover Page	1
Table of Contents	2-3
Safety Program Registration	4
Qualified Safety Plan Requirements	5-7
Little League National Facility Survey	8
Field Dimensions Data	9
Specific Ball Field Questions	10-13
Online Facility Survey Confirmation	14
Fire Extinguishers Safety	15
Machinery	16
What to do in case of an Emergency	17-23
Safety Plan for San Lorenzo Little League	24-29
Safety Requirements of Managers, Coaches and Parents	
Basic First Aid Training and Protective Equipment	
Coach Training, Weather and Parking Lot Safety	
Distribution of Safety Manual and Follow-Up on Injuries	
Volunteer Application, Mandatory Clinics and Equipment Inspection	
Safety Officer, ASAP Newsletter and Suggestion Box	
Emergency Contacts and Key Officials Phone Numbers	30
Concussion Fact Sheet and Poster	31-35
Update on Composite bats in Little League	36-48

What Parents Should Know About Little League Insurance	49
Little League Baseball & Softball Claim Instructions	50-51
Medical Release Form	52
Incident/Injury Tracking Report	53
Little League Baseball & Softball Accident Notification Form	54-55
General Liability Claim Form	56-57
Volunteer Code of Conduct	58
2015 Little League Volunteer Application	59
Sport Parent Code of Conduct	60
Little League Baseball & Softball – Model Release Form	61

# 2017 Qualified Safety Program Registration Form



## Registering your qualified safety plan is as easy as 1, 2, 3!

- 1) Complete all four sides of this Registration Form;
- 2) Complete the 2017 Facility Survey for all fields your league uses (DO NOT copy last year's form);
- 3) Submit **both** forms with your complete safety plan — including all 15 minimum requirements clearly detailed — online or with a **postmark** no later than *March 31, 2017*. This will register your safety program with Little League International (see pages 2.1-2.3 for more information). Due to the volume of plans received, plans may be submitted starting *Jan. 1, 2017*.

Safety plans approved prior to the posted deadline will win your league a cash award based on the number of teams your safety plan covers, if your league participates in the AIG Group Accident Insurance for local Little Leagues. In addition, your program will automatically be entered in the 2017 ASAP Awards!

**District Administrators:** To earn the district incentive for ASAP participation, a district's league plans must be *received and approved by Little League International by March 10*. This is different than the league deadline and requirement. Districts with **87%** or better of their leagues that LLI received an approved and qualified safety plan by March 10 will earn a **\$350** credit. Districts with 70%-86% of their leagues that LLI received an approved and qualified safety plan by March 10 will earn a **\$150** credit.

## This Registration Form MUST Accompany Safety Plan Submission

League Name <u>SAN LORENZO LITTLE LEAGUE</u>	League I.D. # <u>04054514</u>
City <u>SAN LORENZO</u> State <u>CA</u>	League I.D. # <u>04054514</u>
(If board operates more than one charter, please list <b>all</b> : League I.D. # _____)	

League Safety Officer KEN ELLISON  
Address 1062 GRANT AVE  
City SAN LORENZO  
State CA Zip Code 94580  
Work Telephone ( ) \_\_\_\_\_  
Home Telephone ( ) \_\_\_\_\_  
Cell/Pager Number 650-776-2778  
Email \_\_\_\_\_

League President DARIO BACIARELLI  
Address 1052 VIA PALMA  
City SAN LORENZO  
State CA Zip Code 94580  
Work Telephone ( ) \_\_\_\_\_  
Home Telephone ( ) \_\_\_\_\_  
Cell/Pager Number 510-427-0992  
Email DRBACIARELLI@SBCGLOBAL.NET

Items included with this application form:

# of pages of league's safety program outline: 18  
# of non-returnable photographs: 0

Person submitting application (if different from above):

Name DARIO BACIARELLI Title PRESIDENT  
Address 1052 VIA PALMA City SAN LORENZO  
State CA Zip Code 94580 Telephone ( ) \_\_\_\_\_

Signature \_\_\_\_\_ Date 2-8-17

Name and signature of professional photographer to be credited and granting permission for reproduction of photographs (if applicable)

**Return this form and 2017 Little League Facility Survey, along with supporting safety manual, to:**

Mailing Address: ASAP Award Program Little League International P.O. Box 3485 Williamsport, PA 17701	or	Shipping Address: ASAP Award Program Little League International 539 U.S. Route 15 Hwy. So. Williamsport, PA 17702
---	----	---

**Returned & Approved by March 10 for DA incentive or no later than March 31 for basic approval**

Over →

# Qualified Safety Plan Requirements



## Making It "Safer For The Kids"

These two pages contain the 15 minimum requirements for your safety plan to qualify for the cash award if you take Little League AIG player accident insurance. Page 4 provides a list of ways to improve on the minimum requirements. *This form does not constitute a safety program. Please submit the safety manual that was distributed to league personnel, this form and your facility survey,* as well as any other supporting pieces illustrating your safety program. Please specify all areas on which you wish your program to be judged (facilities improvements, safety equipment usage, etc.), and document to the best of your ability those changes (photos, forms, written procedures, etc.). *Judging: All judging will be conducted based on the material submitted. Non-original safety plans will not be considered for the awards.*

**\* Please List Page Number Where Each Item Below Is Located In Your Safety Plan**

• Please list dates when training was/will be held; and where each requirement can be found in your plan.

**1. Have active safety officer on file with Little League International**

1. Page: 30

**2. PUBLISH and DISTRIBUTE a paper copy of the applicable safety manual to safety manual to volunteers**

2. Page: 27

- The intent is to print and distribute the safety plan to all staff: concession manual to concession workers, equipment policies to facilities crew, first aid to managers and coaches, etc. Keep copies in common areas for all volunteers.
- While safety plans may be posted on the internet, individuals must be provided with printed copies to carry with them to the areas where their duties are performed.
- Samples can be found in the example safety manuals on the LL web site.
- Include all relevant material for coaches, including these minimum standards.
- Keep a copy for your league. Send a copy to your DA or District Safety Officer. Little League International does not keep copies for leagues' future use.

Do you have a website? YES  NO

Is your Safety Plan posted on your website? YES  NO

**3. Post and distribute emergency and key officials' phone numbers**

3. Page: 30

- Include emergency procedures for handling injuries and who to contact to track/report them.
- Include emergency phone numbers for ambulance, police, fire department, etc.
- Include league president and safety officer, consider head umpire, board members.

**4. Use 2017 Volunteer Application Form**

4. Page: 28

- Managers, coaches, board members and any other persons, volunteers or hired workers, who provide regular services to the league and/or have repetitive access to or contact with players or teams must fill out application form as well as provide a government-issued photo identification card for ID verification. Check name spellings and numbers for accuracy.
- Must conduct a search of the Department of Justice's nationwide sex offender registry, using 2017 Volunteer Application Forms, on all applicable volunteers.
- Information on running background checks that contain not only those on a sex offender registry, but other crimes of a sexual and non-sexual nature, can be found on the Little League website.
- May conduct a supplemental criminal background check using resources such as First Advantage.
- Anyone refusing to fill out Volunteer Application is ineligible to be a league member.
- League president must retain these confidential forms for the year of service.
- Do not send in volunteers' forms; blank copy of league's application form from correct year should be sent.
- When using First Advantage for background checks, Social Security numbers are required. You must enter these numbers into the database and then redact the social security number and/or other personal information from the paper copy for added protection.

**5. Provide and require fundamentals training, with at least one coach or manager from each team attending (fundamentals including hitting, sliding, fielding, pitching, etc.)**

5. Page: 28-29

- It is not necessary for the first aid and training fundamentals to be held before the Safety Plan is submitted. It is acceptable for scheduled dates/locations to be listed to meet requirement.
- Document date, location, who is required to attend and who did attend. Save copies of attendees to track their participation for future use. Intent is to provide training to ALL coaches and managers; minimum of one participant per team.
- Training qualifies volunteer for 3 years; but one team representative still required each year.
- High school, college or experienced league coaches can be great resources.
- Districts can assist by providing training sessions on a district-wide basis.
- Training should be modified annually to meet the local needs of players and their facilities.

5. Date Was/ Will Be Held: 2/11/17

5. Date Was/ Will Be Held: 2/11/17

# Qualified Safety Plan Requirements

## Making It "Safer For The Kids"



- |   |   |
|---|---|
| <b>6. Require first-aid training for coaches and managers, with at least one coach or manager from each team attending</b> <ul style="list-style-type: none"><li>• It is not necessary for the first aid and training fundamentals to be held before Safety Plan is submitted. It is acceptable for scheduled dates/locations to be listed to meet requirement.</li><li>• Due to their training and education, it is not necessary for licensed medical doctors, licensed registered nurses, licensed practical nurses and paramedics to attend first aid training in order to meet requirement; however, it is recommended that leagues utilize these professionals from their league/community to present the training.</li><li>• Other individuals who attend various outside first aid training and courses are not exempt.</li><li>• Document date, location, who is required to attend and who did attend. Save copies of attendees to track their participation for future use to show that they have had training in past three years. Again, the intent is to provide training to ALL coaches/managers; minimum of one participant per team.</li><li>• Training qualifies volunteer for 3 years, but one team representative still needed each year.</li></ul> | <b>6. Page:</b> <u>28</u><br><b>6. Date Was/ Will Be Held:</b> <u>2/11/17</u><br><b>6. Date Was/ Will Be Held:</b> <u>2/11/17</u> |
| <b>7. Require coaches/umpires to walk fields for hazards before use</b> <ul style="list-style-type: none"><li>• Recommend leagues use form to track and document any facility issues needing to be fixed.</li><li>• Common sense activity — look for rocks, glass, holes, etc.</li><li>• Specify who is responsible for doing this — home coach, visitors, umpire, or all?</li></ul>  | <b>7. Page:</b> <u>24</u>   |
| <b>8. Complete the 2017 ANNUAL Little League Facility Survey</b> <ul style="list-style-type: none"><li>• A requirement each year, can help leagues find and correct facility concerns.</li><li>• Provided in the ASAP section on the Little League web site — <a href="http://facilitysurvey.musco.com">facilitysurvey.musco.com</a> or email <a href="mailto:asap@musco.com">asap@musco.com</a></li><li>• DO NOT simply make copy of past year's facility survey; physically review fields for changes and needs from prior year's survey, and record changes/needs on 2017 form.</li><li>• Keep a copy on file for future needs; Little League does not maintain copies of surveys.</li></ul>   | <b>8. Page:</b> <u>2-12</u>   |
| <b>9. Written safety procedures for concession stand; concession manager trained in safe food handling/prep and procedures</b> <ul style="list-style-type: none"><li>• Local restaurant operators are good resources for training assistance.</li><li>• Training should also cover safe use, care and inspection of equipment.</li><li>• See concession suggestions: April and June, 2000, issues of ASAP News available on Little League's website.</li></ul>  | <b>9. Page:</b> <u>27-28</u>  |
| <b>10. Require regular inspection and replacement of equipment</b> <ul style="list-style-type: none"><li>• Inspect equipment before each use by coaches and umpires.</li><li>• Don't just discard bad equipment: destroy it or make it unusable to stop children from attempting to "save it" from waste.</li><li>• Recommend use form to remind coaches and to track equipment needs.</li></ul>  | <b>10. Page:</b> <u>24</u>  |
| <b>11. Implement prompt accident reporting, tracking procedure</b> <ul style="list-style-type: none"><li>• Accident forms to safety officer within 24-48 hours of incident is common.</li><li>• Forms are available through Little League website.</li><li>• Track "near-misses" as a proactive tool to evaluate practices and avoid future injuries.</li><li>• Share information on accidents and "near-misses" with District staff.</li></ul>   | <b>11. Page:</b> <u>25</u>  |
| <b>12. Require a first-aid kit at each game and practice</b> <ul style="list-style-type: none"><li>• Many leagues have a complex, but each team needs some form of first-aid kit for off-site practices or travel/tournament games.</li><li>• Local hospitals and medical supply companies are good sources.</li><li>• If necessary, fund through special drive.</li></ul>  | <b>12. Page:</b> <u>24</u>  |
| <b>13. Enforce Little League rules including proper equipment</b> <ul style="list-style-type: none"><li>• Most Little League rules have some basis in safety — follow them.</li><li>• Ensure players have required equipment at all times, even catchers warming up during infield.</li><li>• Make sure coaches and managers enforce rules at practices as well as games.</li><li>• Make sure all fields have all bases that disengage from their anchors, as required starting in 2008.</li><li>• Remind managers, coaches they are not allowed to catch pitchers (Rule 3.09); this includes standing at backstop during practice as informal catcher for batting practice.</li></ul>  | <b>13. Page:</b> <u>24</u>  |
| <b>14. Submit league player registration data or player Roster data and coach and manager data</b> <ul style="list-style-type: none"><li>• League player registration data or player roster data and coach and manager data must be submitted via the Little League Data Center at <a href="http://www.LittleLeague.org">www.LittleLeague.org</a>. This is a requirement for an approved ASAP plan.</li></ul>   | <b>14. Page:</b> <u>online</u>  |
| <b>15. Submit a qualified safety plan registration form with your ASAP plan.</b>  | <b>15. Page:</b> <u>4</u>   |

# 2017 Qualified Safety Program Registration Form



## Highly Recommended Ideas

Looking to improve your program? Here are ideas pulled from the leading safety plans in the country:

### ORGANIZATION

- |   |                 |
|---|-----------------|
| 16. Conduct supplemental criminal checks on all applicable personnel (i.e., thru First Advantage) | 16. Page: 28    |
| 17. Have your safety plan reviewed by your DA or DSO  | 17. Page: 29    |
| 18. Include the safety officer as a board position  | 18. Page: 29    |
| 19. Have team safety representatives (i.e. team parents)  | 19. Page: 29    |
| 20. Have player safety representatives (i.e. team safety officers)                                | 20. Page: _____ |
| 21. Allocate part of annual budget for safety   | 21. Page: _____ |
| 22. Distribute ASAP News newsletters within league  | 22. Page: 29    |
| 23. Use local safety resources (i.e. police, fire dept., hospital staff)                          | 23. Page: _____ |
| 24. Have league safety mission statement  | 24. Page: _____ |

### TRAINING

- |   |                 |
|---|-----------------|
| 25. Provide CPR/AED training to coaches, managers, board members, parents   | 25. Page: _____ |
| 26. Provide bicycle and traffic training to players   | 26. Page: _____ |
| 27. Provide drug education training to players and volunteers   | 27. Page: _____ |
| 28. Provide Parent Orientation Program on Code of Conduct   | 28. Page: _____ |
| 29. Teach coaches/managers about heat illnesses, warning signs  | 29. Page: _____ |
| 30. Teach coaches/managers about stopping play, breaks for weather:<br>• Stop play for lightning; take breaks between innings for water, shade in high heat | 30. Page: 26    |
| 31. Teach coaches/managers about sports fundamentals, like:<br>• Proper warm-ups, running safe practices and games  | 31. Page: 26    |
| 32. Involve umpires in safety training and safety importance  | 32. Page: _____ |

### FACILITIES AND EQUIPMENT

- |   |                 |
|---|-----------------|
| 33. Complete annual LL Lighting Safety Audit for lighted fields               | 33. Page: _____ |
| 34. Complete a long-range facility plan for safety improvements               | 34. Page: _____ |
| 35. Use reduced impact balls, especially for younger ages                     | 35. Page: 24    |
| 36. Use disengage-able bases (mandatory starting in 2008) for ALL fields      | 36. Page: 11    |
| 37. Use double-first base to avoid collisions of fielders, runners at first   | 37. Page: _____ |
| 38. Use warning tracks in the outfield to protect outfielders                 | 38. Page: 11    |
| 39. Use protective/padded fence tops to protect fielders                      | 39. Page: _____ |
| 40. Use fencing or netting to protect spectators from foul balls              | 40. Page: 11    |
| 41. Have a telephone available to all fields even for practices               | 41. Page: 10    |
| 42. Have back guard rails and side rails on taller bleachers                  | 42. Page: 10    |
| 43. Have an AED (automatic external defibrillator) available for use          | 43. Page: _____ |
| 44. Have electronic weather detector to alert for approaching storms          | 44. Page: _____ |
| 45. Have guidelines for safe equipment usage (i.e. no riders on mowers, etc.) | 45. Page: 16    |
| 46. Control speed and flow of traffic in and around facilities                | 46. Page: 26    |

### ACTIVITIES

- |  |                 |
|--|-----------------|
| 47. Encourage league input through 'Safety Suggestion Box'   | 47. Page: 29    |
| 48. Provide continuous safety messages through:<br>• Bulletin boards, newsletters, emails, meetings                          | 48. Page: 29    |
| 49. Encourage and recognize safety efforts from players:<br>• Safety poster contest, safety tips, player team safety officer | 49. Page: _____ |
| 50. Require/Encourage use of protective cups for players, esp. infielders  | 50. Page: _____ |
| 51. Require/Encourage use of mouth guards for players, esp. infielders   | 51. Page: _____ |
| 52. Require/Encourage use of face guards on batting helmets  | 52. Page: _____ |
| 53. Encourage all adults to sign up for Little League E-News   | 53. Page: _____ |

# LITTLE LEAGUE® BASEBALL & SOFTBALL NATIONAL FACILITY SURVEY

2017



League Name: San Lorenzo

District #: 45

ID #: 405-45-16

(if needed) ID #: 405-45-14

(if needed) ID #: \_\_\_\_\_

City: San Lorenzo State: CA

President: DARIO BACIARELLI

Safety Officer: KEN ELLISON

Address: 1052 VIA PALMA

Address: 16081 VIA OLINDA

City: SAN LORENZO

City: SAN LORENZO

State: CA ZIP: 94580

State: CA ZIP: 94580

Phone (work): \_\_\_\_\_

Phone (work): \_\_\_\_\_

Phone (home): \_\_\_\_\_

Phone (home): \_\_\_\_\_

Email: DRBACIARELLI@SBCGLOBAL.NET

Email: WONDERBG@AOL.COM

## PLANS FOR FUTURE NEEDS

What are league's plans for improvements?	Indicate number of fields in boxes below.		
	Next 12 mons.	1-2 yrs.	2+ yrs.
a. New fields	0	0	0
b. Basepath/infield	0	0	0
c. Bases	0	0	0
d. Scoreboards	0	0	0
e. Pressbox	0	0	0
f. Concession stand	0	0	0
g. Restrooms	0	0	0
h. Field lighting	0	0	0
i. Warning track	0	0	0
j. Bleachers	0	0	0
k. Fencing	0	0	0
l. Bull pens	0	0	0
m. Dugouts	0	0	0
n. Other (specify):	0	0	0



### FIELD DIMENSION DATA

Please complete for each field. Use additional space if necessary.

Field No.	Height of outfield fence	Distance from home plate to:				Foul territory distance from:					
		Outfield fence			Back stop	Left field line to fence at:			Right field line to fence at:		
		Left	Center	Right		Home	3rd	Outfield foul pole	Home	1st	Outfield foul pole
Don Pacheco	11.00	167.00	214.00	176.00	21.50	24.58	19.33	9.33	24.00	19.83	11.00
Fred Viviani	11.00	175.00	218.00	175.00	20.33	19.67	18.16	10.67	24.00	19.67	12.00
Gary Gibson	8.00	176.00	218.00	196.00	24.25	24.75	24.50	9.57	26.67	24.33	10.33
Kathy Done	8.00	176.00	213.00	176.00	24.00	26.33	24.25	11.00	20.67	24.33	10.33
Krissy Garcia	8.00	114.17	140.00	115.33	16.00	14.17	14.00	15.00	14.55	13.83	15.00

Return completed survey with safety program registration and supporting materials by  
**Early Bird Date: March 10, 2017**  
**Final Deadline Date: March 31, 2017**

Mailing address:  
**Little League International**  
**PO Box 3485**  
**Williamsport, PA 17701-0485**

Shipping address:  
**Little League International**  
**539 US Route 15 Hwy**  
**S. Williamsport, PA 17702**

No.	Questions	Don Pacheco	Fred Viviani	Gary Gibson	Kathy Done	Krissy Garcia		
1	How many cars can park in designated parking areas for this field?	101 or more	101 or more	101 or more	101 or more	101 or more		
2	How many people will your bleachers seat for this field?	101-300	101-300	101-300	101-300	1-100		
3.a.	Are the bleachers made of wood on this field?	Yes	Yes	Yes	Yes	Yes		
3.b.	Are the bleachers made of metal on this field?	No	No	No	No	No		
3.c.	Are bleachers for this field made of material other than wood or metal?	No	No	No	No	No		
4	If bleachers are made of metal, is a ground wire attached to a ground rod?	No	No	No	No	No		
5	If bleachers are made of wood, are they inspected annually for safety?	Yes	Yes	Yes	Yes	Yes		
6	Is there a safety railing at the top/back of bleachers for this field?	Yes	Yes	No	No	No		
7	Is there a handrail up the sides of bleachers for this field?	Yes	Yes	No	No	No		
8.a.	Is permanent telephone service available for this field?	Yes	Yes	Yes	Yes	Yes		
8.b.	Is cellular telephone service available for this field?	No	No	No	No	No		
9.a.	Is a permanent public address system available for this field?	Yes	Yes	Yes	Yes	Yes		
9.b.	Is a portable public address system available for this field?	No	No	No	No	No		
10	Is there a pressbox for this field?	Yes	Yes	Yes	Yes	Yes		
11	Is there a scoreboard for this field?	Yes	Yes	Yes	Yes	No		
12	Are adequate bathroom facilities available for this field?	Yes	Yes	Yes	Yes	Yes		
13	Are permanent concession stands available for this field?	Yes	Yes	Yes	Yes	Yes		
14	Are mobile concession stands available for this field?	No	No	No	No	No		
15	Is this field completely fenced?	Yes	Yes	Yes	Yes	Yes		
16.a.	Is the fencing made of chainlink on this field?	Yes	Yes	Yes	Yes	Yes		
16.b.	Is the fencing made of wood on this field?	No	No	No	No	No		
16.c.	Is the fencing made of wire on this field?	No	No	No	No	No		
17.a.	Is the basepath material on this field is sand, clay or soil mix?	Yes	Yes	Yes	Yes	Yes		
17.b.	Is the basepath material on this field is ground burnt brick?	No	No	No	No	No		
17.c.	Is the basepath material on this field other than sand, clay, soil mix or ground...	No	No	No	No	No		
17.d.	If yes to other material, what is the basepath material on this field?							

No.	Questions	Don Pacheco	Fred Viviani	Gary Gibson	Kathy Done	Krissy Garcia		
18.a.	Is non-caustic lime used to mark the baselines on this field?	Yes	Yes	Yes	Yes	Yes		
18.b.	Is spray paint used to mark the baselines on this field?	No	No	No	No	No		
18.c.	Is commerical marking used to mark the baselines on this field?	No	No	No	No	No		
19	Is the infield surface grass?	Yes	Yes	Yes	No	No		
20	Does this field have a conventional dirt pitching mound?	Yes	Yes	Yes	Yes	No		
21	Does this field have a temporary pitching mound?	No	No	No	No	No		
22	Are there foul poles on this field?	Yes	Yes	Yes	Yes	Yes		
23	Is there a backstop behind home plate on this field?	Yes	Yes	Yes	Yes	Yes		
24.a.	Is there an outfield warning track for this field?	Yes	Yes	Yes	Yes	Yes		
24.b.	If yes, what width is the warning track?	3.00	3.00	3.00	3.00	3.00		
25	Is there a batter's eye (screen/covering) at center field on this field?	No	No	No	No	No		
26	Is there a pitcher's eye (screen/covering) behind home plate on this field?	Yes	Yes	Yes	Yes	Yes		
27	Does this field have protective fences in front of the dugouts?	Yes	Yes	Yes	Yes	Yes		
28	Is there a protected on-deck batter's area on this field?	No	No	No	No	No		
29	Are fenced limited access bull pens available for this field?	Yes	Yes	Yes	Yes	Yes		
30	Is a first aid kit provided for this field?	Yes	Yes	Yes	Yes	Yes		
31.a.	Do bleachers for this field have overhead screens for spectator foul ball protec...	Yes	Yes	Yes	Yes	Yes		
31.b.	Do bleachers for this field have fencing behind for spectator foul ball protecti...	Yes	Yes	Yes	Yes	Yes		
32	Do your bases disengage from their anchors? (Mandatory since 2008)	Yes	Yes	Yes	Yes	Yes		
33	Is this field lighted?	No	No	No	No	No		
34.a.	Are light levels at/above Little League standards?	No	No	No	No	No		
34.b.	Light levels on this field are not known?	No	No	No	No	No		
35.a.	Are there wood poles on this field?	No	No	No	No	No		
35.b.	Are there steel poles on this field?	No	No	No	No	No		
35.c.	Are there concrete poles on this field?	No	No	No	No	No		
36	Is the electrical wiring to each pole on this field is underground?	No	No	No	No	No		

No.	Questions	Don Pacheco	Fred Viviani	Gary Gibson	Kathy Done	Krissy Garcia		
37	Are there ground wires connected to ground rods on each pole on this field?	No	No	No	No	No		
38.a.	Was the electrical system on this field tested/inspected in last two years?	No	No	No	No	No		
38.b.	What month/year was electrical system testing done on this field?							
38.c.	Were the light levels on this field tested/inspected in the last two years?	No	No	No	No	No		
38.d.	What month/year was the light level testing done on this field?							
39.a.	Was the electrical system on this field tested/inspected by a qualified technici...	No	No	No	No	No		
39.b.	Were the light levels on this field tested/inspected by a qualified technician?	No	No	No	No	No		
40.a.	Does field have limitation on amount of time for practice?	No	No	No	No	No		
40.b.	Does field have limitation on number of teams or games?	No	No	No	No	No		
40.c.	Does field have limitation on scheduling and/or timing?	No	No	No	No	No		
41.a.	Is this field owned by a municipality?	Yes	Yes	Yes	Yes	Yes		
41.b.	Is this field owned by a school?	No	No	No	No	No		
41.c.	Is this field owned by a league?	No	No	No	No	No		
42.a.	Municipality is responsible for operational energy costs on this field?	No	No	No	No	No		
42.b.	School is responsible for operational energy costs on this field?	No	No	No	No	No		
42.c.	League is responsible for operational energy costs on this field?	Yes	Yes	Yes	Yes	Yes		
43.a.	Municipality is responsible for operational maintenance on this field?	No	No	No	No	No		
43.b.	School is responsible for operational maintenance on this field?	No	No	No	No	No		
43.c.	League is responsible for operational maintenance on this field?	Yes	Yes	Yes	Yes	Yes		
44.a.	Municipality is responsible for improvements on this field?	No	No	No	No	No		
44.b.	School is responsible for improvements on this field?	No	No	No	No	No		
44.c.	League is responsible for improvements on this field?	Yes	Yes	Yes	Yes	Yes		
44.d.	Other group is responsible for improvements on this field?	No	No	No	No	No		
45.a.	Is T-ball and Minor League baseball played on this field?	Yes	Yes	Yes	Yes	Yes		
45.b.	Is Major division baseball played on this field?	Yes	No	No	Yes	No		
45.c.	Is Junior, Senior and Big League baseball played on this field?	No	No	No	No	No		



**This page confirms the completion of the 2017 online Facility Survey**

San Lorenzo

---

**League Name**

45

---

**District #**

405-45-16

---

**League ID #**

**Submit this page with your hardcopy ASAP plan rather than the completed 2017 Facility Survey**


**A FIRE EXTINGUISHER IS IN PLAIN  
SIGHT AT ALL TIMES IN THE  
CONCESSION STAND**



**Think PASS!**

- 1. Pull Ring**
- 2. Aim at Base of Fire**
- 3. Squeeze Lever**
- 4. Sweep Side to Side**

# MACHINERY




Tractors, Mowers and any other heavy machinery will:

- Be operated by appointed staff only.
- Never be operated under the influence of alcohol or illegal substance (including medication)
- Not be operated by any person under the age of 16.
- Never be operated in a reckless or careless manner.
- Be stored appropriately when not in use with the brakes in the “ON” position, the blades retracted, the ignition locked and the keys removed.
- Never be operated or ridden in a precarious or dangerous manner (i.e., riding on the fenders of a tractor)
- Never left outside the maintenance sheds or appropriate garages in not in use.



# WHAT TO DO IN CASE OF AN EMERGENCY




## First Aid Kit

San Lorenzo Little League  
1062 Grant Ave.  
San Lorenzo, California 94580

## TREAT PHYSICAL SHOCK QUICKLY


Shock can threaten the life of the victim of an injury if it is not treated quickly. Even if the injury doesn't directly cause death, the victim can go into shock and die. Shock occurs when the body's important functions are threatened by not getting enough blood or when the major organs and tissues do not receive enough oxygen. Some of the symptoms of shock are a pale or bluish skin color that is cold to the touch, vomiting, dull and sunken eyes and unusual thirst. Shock requires medical treatment to be reversed, so all you can do is prevent it from getting worse. You can maintain an open airway for breathing, control any obvious bleeding and elevate the legs about 12 inches unless an injury makes it impossible. You can also prevent the loss of body heat by covering the victim (over and under) with blankets. **DO NOT** give the victim anything to eat or drink because this may cause vomiting. Generally, keep the victim lying flat on the back.

A victim who is unconscious or bleeding from the mouth should lie on one side so breathing is easier. Stay with the victim until medical help arrives.



## **MOVE THE INJURED PERSON ONLY WHEN ABSOLUTELY NECESSARY**

Never move an injured person unless there is a fire or when explosives are involved. The major concern with moving an injured person is making the injury worse, which is especially true with spinal cord injuries. If you must move an injured person, try to drag him or her by the clothing around the neck or shoulder area. If possible, drag the person onto a blanket or large cloth and then drag the blanket.



## **FLUSH BURNS IMMEDIATELY WITH WATER**


There are a many different types of burns. They can be thermal burns, chemical burns, electrical burns or contact burns. Each of the burns can occur in a different way, but treatment for them is very similar.

For thermal, chemical or contact burns:

- The first step is to run cold water over the burn or a minimum of 30 minutes. If the burn is small enough, keep it completely under water. Flushing the burn takes priority over calling for help. Flush the burn **FIRST**.
- If the victim's clothing is stuck to the burn, don't try to remove it. Remove clothing that is not stuck to the burn by cutting or tearing it.
- Cover the burn with a clean cotton material. If you do not have clean, cotton material; do not cover the burn with anything. Do not scrub the burn and do not apply any soap, ointment or home remedies.
- Also, don't offer the burn victim anything to drink or eat, but keep the victim covered with a blanket to maintain normal body temperature until medical help arrives.

If the victim has received an electrical burn, the treatment is a little different:


- **DO NOT TOUCH** a victim who has been in contact with electricity unless you are clear of the power source. If the victim is still in contact with the power source, electricity will travel through the victim's body and electrify you when you reach to touch.
- Once the victim is clear of the power source, your priority is to check for any airway obstruction and to check breathing and circulation. Administer CPR (Abbreviation for "cardiopulmonary resuscitation") if necessary.
- Once the victim is stable, begin to run cold water over the burns for a minimum of 30 minutes. Don't move the victim and don't scrub the burns or apply any soap, ointment or home remedies.
- After flushing the burn, apply a clean cotton cloth to the burn. If cotton is not available, don't use anything. Keep the victim warm and still and try to maintain a normal body temperature until medical help arrives.



## RESPOND APPROPRIATELY TO THE FORM OF POISONING

The first thing to do is get the victim away from the poison. Then use treatment appropriate to the form of the poisoning.

- If the poisoning is in **SOLID FORM**, such as pills, remove it from the victim's mouth using a clean cloth wrapped around the finger. Don't try this with infants because it could force the poison further down their throat.
- If the poison is a **GAS**, you may need a respirator to protect yourself. After checking the area first for your safety, remove the victim from the area and take to fresh air.
- If the poison is **CORROSIVE** to the skin, remove the clothing for the affected area and flush with water for 30 minutes. Take the poison container or label with you when you call for medical help because you will need to be able to answer questions about the poison. You must stay calm and follow the instructions you are given. If the poison is in contact with the eyes, flush the victim's eyes for a minimum of 15 minutes with clean water.



## COMMUNICABLE DISEASE PROCEDURES

While risk of one athlete infecting another with HIV/AIDS during competition is close to non-existent, there is a remote risk that other blood born infectious diseases can be transmitted. For example, Hepatitis B can be present in blood as well as in other body fluids.


Procedures for reducing the potential for transmission of these infectious agents should include, but not be limited to, the following:

1. The bleeding must be stopped, the open wound covered and if there is an excessive amount of blood on the uniform it must be changed before the athlete may participate
2. Routine use of gloves or other precautions to prevent skin and mucous membrane exposure when contact with blood or other body fluids is anticipated.
3. Immediately wash hands and other skin surfaces if contaminated (in contact) with blood or other body fluids. Wash hands immediately after removing gloves.
4. Clean all contaminated surfaces and equipment with an appropriate disinfectant before competition resumes.
5. Practice proper disposal procedures to prevent injuries caused by needles, scalpels and other sharp instruments or devices.
6. Although saliva has not been implicated in HIV transmission, to minimize the need for emergency mouth-to-mouth resuscitation, mouthpieces, resuscitation bags, or other ventilation devices should be available for use.
7. Athletic trainers/coaches with bleeding or oozing skin conditions should refrain from all direct athletic care until the condition resolves.
8. Contaminated towels should be properly disposed of/disinfected.
9. Follow acceptable guidelines in the immediate control of bleeding and when handling bloody dressings, mouth guards and other articles containing body fluids.

Additional information is available from your state high school association and from the National Federation TARGET program.

## **REPORT ALL INJURIES TO YOUR REPRESENTATIVE, PLAYER AGENT AND PRESIDENT**

As with getting medical attention for all injuries, it is equally important that you report all injuries to your Representative IMMEDIATELY. Your Representative will then contact the Player Agent and the President of the League. It is critical that the league check into the causes of every injury, regardless how minor, to find out exactly how it happened. There may be unsafe procedures or unsafe equipment that should be corrected.



## **“SAFETY MEANS STAYING FOCUSED AND ENJOYING THE GAME”**

The main objective of the safety officer is to stress the following to all managers, coaches, players, league officials, and parents:

- 1. STRESS THE IMPORTANCE OF WATCHING THE BALL AT ALL TIMES WHILE DOING THE FOLLOWING:**
  - A. Playing catch (warming up and loosening up)
  - B. Soft toss (batters always spaced as to safe distance from each other)
  - C. Playing pepper
  - D. Taking the field and hitting the outfield
  - E. Taking throws from an the outfield
  - F. During the actual game
  - G. Tee ball will use only soft Little League approved tee balls
  
- 2. INSPECT ALL BASEBALL DIAMONDS PRIOR TO EACH PRACTICE AND EACH GAME.**
  - A. Any discrepancy should be corrected prior to the starting of any activity. This will eliminate the chance of injury to any player or umpire.
  
  - B. Be sure all bases are properly fitted on the pegs and that they lay approximately one inch below the surface of the field.
  
- 3. INSPECT ALL EQUIPMENT BEFORE EACH USE.**
  - A. Remove any unsafe equipment and have it replaced or repaired before using. Make sure every player is properly equipped before every practice and game.
  
- 4. ANY PLAYER REQUIRING GLASSES SHOULD BE WEARING SAFETY GLASSES AND FOR ADDED PROTECTION PLASTIC GOGGLES SHOULD BE WORN.**
  
- 5. ALL TEAMS IN ALL DIVISIONS WILL HAVE A LEAGUE SUPPLIED FIRST AID KIT.**
  - A. Kits will be randomly checked throughout the season.
  - B. Local emergency numbers will be kept with the kit.
  - C. Kits will be at every practice and every game.
  - D. Have packet of accident tracking/reporting forms.



**6. MANAGERS AND COACHES MUST HAVE SOME BASIC FIRST AID TRAINING AND ALWAYS NOTIFY THE SAFETY OFFICER OF ANY INJURY IMMEDIATELY – NO LATER THAT 24 HOURS OF ACCIDENT! SAFETY OFFICER WILL FILL OUT AND FILE PROPER FORMS AND SEND THEM TO THE PROPER PEOPLE.**

- A. Know the whereabouts of the closet phone and have a parent or coach standing by to help direct any emergency vehicles coming. Having a cellular phone is always an added safety measure but it is not always possible.
- B. Make the injured person comfortable, do not move him/her if possible and apply any first aid as needed until help arrives.
- C. Use instant ice from the first aid kit or have someone go to the snack bar for an ice pack if injury requires ice.
- D. Be sure all equipment is in good condition and fits properly and no metal cleats are to be worn at all.
- E. No players are allowed to wear any watches, chains or any type of jewelry. The only exception is a medical alert jewelry and that should be taped to the player to avoid catching on anything.
- F. Catchers shall wear protective equipment at all times whether it is just warming up the pitcher or during the game.
  - 1) Protective cups
  - 2) Catcher helmet with mask, throat guard, chest protector and shin guards.

**NOTE: NO ADULT MAY WARM UP A PITCHER AT ANYTIME!**

- G. All dugouts must have protective screen or fence to shield managers, coaches and players. Dugouts should be kept clean and swept out after every game.
- H. All bats, helmets and any other clothing or equipment should be hung up or set up in a neat and orderly fashion in the dugout area. This will prevent everyone from tripping over anything.
- I. No managers, coaches or players outside the dugout except when coaching a base or going or returning from the plate or field at the end of an inning.
- J. Managers and coaches will have in their possession the medical releases (with emergency contact person listed) of every team member at all times.
- K. All managers and coaches are required to attend a league-sponsored clinic on safety and first aid. A local emergency medical technician stressing basic first aid and safety will put on the clinic. The clinic will occur prior or immediately following try-outs.

- 7. MANDATORY COACHING CLINIC.**
  - A. Coaching clinics to instruct on basic practice drills, conducting a safe practice and keeping players interested and involved in the practice or game. Staying focused!
  - B. This clinic will commence prior or immediately following tryouts. It will address physical and mental well-being of the children. Proper mechanics/fundamentals of baseball will be stressed. The goal of our program is to teach our children baseball skills, sportsmanship and self-esteem.
- 8. NO PLAYER SHALL THROW A HELMENT, BAT OR ANY OTHERS OBJECT AT ANYTIME.**
  - A. Speak to the individual and explain the seriousness of what can result from this kind of behavior. A very serious injury to someone, not to mention an ejection from the game due to very unsportsmanlike behavior.
- 9. DUING SLIDING PRACTICE, BE SURE THAT THE BASES ARE NOT PERMANENT.**
- 10. IF DAYLIGHT BEGINS TO DIMINISH DURING A GAME ALWAYS REMEMBER THAT THE SAFETY OF THE CHILDREN IS MORE IMPORTANT THAN ANYTHING ELSE.**
  - A. In late innings a new ball should be used for maximum visibility.
- 11. MANAGERS, COACHES AND UMPIRES SHOULD NOT HESITATE TO DELAY, POSTPONE OR RESCHEDULE A GAME DUE TO POOR WEATHER OR LIGHTNING CONDITIONS.**
  - A. In case of rain, a 30-minute delay of the game and if field conditions are safe the game may continue. If I doubt or safe conditions take no chances and suspend the game.
- 12. ENFORCEMENT OF THE SPEED LIMIT, ESPECIALLY IF THE BALL FIELDS ARE IN CLOSE PROXIMITY OF PARKING AREA, SHALL BE PUT IN EFFECT.**
  - A. People are coming and going all different times and sometimes-small children are difficult to see.
- 13. NEVER LET A PLAYER OR ADULT CLIMB A FENCE TO RETRIEVE A BALL OR TAKE A SHORT CUT OFF THE FIELD. IT IS NOT WORTH AN INJURY TO SAVE A FEW SECONDS.**
- 14. PARENTS SHOULD BE REMINDED THAT TEACHING SAFETY IS ALSO THEIR RESPONSIBILITY WHETHER AT HOME OR AT THE BALLPARK.**

- 15. MANAGERS AND COACHES ARE NOT UNDER ANY CIRCUMSTANCES TO LEAVE A CHILD ALONE AFTER PRACTICE OR A GAME. MAKE SURE THAT A PARENT OR AN AUTHORIZED PERSON PICKS UP EACH AND EVERY PLAYER.**
- 16. CORRECT ANY POSSIBLE SAFETY HAZARDS THAT THE DISTRICT SAFETY OFFICER BRINGS TO YOUR ATTENTION IMMEDIATELY WHETHER IT IS BIG OR SMALL ISSUE HE/SHE HAS THE FINAL SAY IN THE MATTER.**
- 17. FOLLOW UP ON ANY INJURY AND REQUIRE A MEDICAL RELEASE FROM THE DOCTOR SO THAT THE PLAYER CAN RETURN TO PRACTICES AND GAMES. THIS WILL ENSURE THAT THE PLAYER IS FULLY RECOVERED. THIS PROTECTS BOTH THE PLAYER AND THE SAN LORENZO LITTLE LEAGUE. ACCIDENTS MUST BE REPORTED WITHIN 24 HOURS OF INCIDENT.**
- 18. NO SHORTS ARE ALLOWED AT PRACTICES. IT IS IMPORTANT THAT A PLAYER'S LEGS ARE PROTECTED.**
- 19. ANY UNSAFE BEHAVIOR BY A PLAYER MUST BE BROUGHT TO THE ATTENTION OF THE PLAYER AND HIS/HER MANAGER OR COACH. (THERE IS TO BE NO HORSEING AROUND!)**
- 20. ALL MANAGERS, COACHES AND BOARD MEMBERS ARE TO BE ISSUED A COPY OF THE LEAGUE SAFETY PLAN AND ARE EXPECTED TO UPHOLD IT.**
- 21. CONCESSION MANAGERS AND HELP ARE TO ABIDE BY THE REGULATIONS SET FORTH BY THE HEALTH INSPECTOR. ALL FOOD HANDLING AND SANITATION RULES SET FORTH WILL BE STRICTLY ENFORCED. SAFETY IN ALL ASPECTS OF RUNNING A LEAGUE SHOULD NEVER BE OVERLOOKED.**
  - A. Proper food handling regulations shall be posted in snack bar.
  - B. Safety rules will be posted in highly visible areas.
  - C. A food handling class will be taken as per health inspector.
  - D. Safety garb is to be used when preparing food (gloves, hair net and protective eyewear when using the fryer).
  - E. Floors in the concession will be swept and mopped every night to clean debris.
  - F. All leftover food will be disposed of at the end of each day of operation.

G. Safety signs will be posted in both the snack bar and restrooms.

H. CONCESSION MANAGERS WILL BE CERTIFIED IN FOOD HANDLING.

**22. LEAGUE WILL PROVIDE A COACHING CLINIC STRESSING THE FUNDAMENTALS OF TEACHING BASEBALL. MEDIA VIDEOS (DVD or VHS) WILL BE PROVIDED FOR ADDITIONAL INSTRUCTION.**

**23. ALL VOLUNTEERS REGARDLESS OF POSITION IN THE LEAGUE (BOARD MEMBER, MANAGER, COACH, SNACK BAR, UMPIRE, ETC.) WILL HAVE AN LITTLE LEAGUE BASEBALL VOLUNTEER APPLICATION ON FILE WITH THE LEAGUE. BACKGROUND CHECKS WILL BE DONE ON EVERY VOLUNTEER. A COPY OF THE POTENTIAL VOLUNTEER'S VALID DRIVER'S LICENSE/IDENTIFICATION CARD WILL ACCOMPANY EACH APPLICATION.**

**24. EQUIPMENT MANAGER AND SAFETY OFFICER WILL INSPECT ALL EQUIPMENT AND DESTROY ANY UNSAFE EQUIPMENT. THESE WILL TAKE PLACE PRIOR TO TRY-OUTS OF EACH SEASON.**

**25. A MANDATORY CLINIC WILL BE PROVIDED TO TEACH BASIC FIRST AID SKILLS TO ALL COACHES AND TEAM COORDINATORS.**

A. The clinic will be open to any others interested in learning first aid. Local emergency medical technicians prior to the first practice of each season will conduct the clinic.

B. All teams will carry with them at all times an emergency first aid card, emergency phone numbers and medical releases for each player. The league will provide this.

C. Drug education will be part of the program.

D. Heat illness and other weather conditions hindering safety will be stressed.

E. ALL MANAGERS/COACHES WILL ATTEND THESE CLINICS. First aid clinic is good for three years only. A refresher clinic is mandatory after three years.

**26. EACH MANAGER/COACH WILL BE REQUIRED TO ATTEND AT LEAST ONE OUT OF THREE CLINICS OFFERED BY THE LEAGUE OR DISTRICT ON PROPER MECHANICS/FUNDAMENTALS OF BASEBALL.**

- A. Drills and practice techniques will be taught along with working with children in the most positive way.
- B. The goal of our program is to teach our children baseball skills, sportsmanship and self-esteem.
- C. Local high school and community college coaches will assist in teaching these clinics.
- D. THIS IS MANDATORY FOR ALL NEW COACHES AND RETURNING COACHES MUST ATTEND ONE CLINIC AT LEAST ONCE EVERY THREE YEARS.

**27. THIS SAFETY PLAN OF THE SAN LORENZO LITTLE LEAGUE WILL BE UPDATED ANNUALLY AND REVIEWED BY LOCAL DISTRICT ADMINISTRATORS OR DISTRICT SAFETY OFFICER.**

- A. The Safety Officer will be a Board member.
- B. The Safety Officer will recruit Team Safety Representatives for each team to ensure that this Safety Plan is followed.
- C. Safety awareness messages will be distributed through newsletters, meetings and bulletin boards.
- D. A “Safety Suggestion Box” will be located in the snack bar for any ideas to further implement a strong safe environment.

**28. THE LEAGUE WILL PROVIDE A CHILD IDENTIFICATION PROGRAM TO ALL PLAYERS.**

- A. Fingerprints, photo and descriptions will be included in the program. The parents will retain the identification cards.

**EMERGENCY CONTACTS AND  
KEY OFFICIALS PHONE NUMBERS  
FOR SPRING SEASON 2016**

**ALAMEDA COUNTY SHERIFF/FIRE DEPARTMENT** (510) 667-7721

**EMERGENCY** 911

- DARIO BACIARELLI (President) (510) 427-0992
- GIL DE HOYOS (Vice-President) (510) 326-2253
- SHARENE ACOSTA (Secretary) (510) 228-8081
- KEN ELLISON (Safety Officer) (510) 906-0614
- AUDRA CAMPBELL (Aux/Snack Bar Coord) (510) 314-3238


**GROUNDS COMMISSIONER**

- Todd Harrell (510) 501-3823

**SNACK BAR** (510) 278-5434

**LOCATION**

San Lorenzo Little League Ball Field  
1062 Grant Avenue  
San Lorenzo, California 94580



A Fact Sheet for **COACHES**

To download the coaches fact sheet in Spanish, please visit [www.cdc.gov/ConcussionInYouthSports](http://www.cdc.gov/ConcussionInYouthSports)  
Para descargar la hoja informativa para los entrenadores en español, por favor visite:  
[www.cdc.gov/ConcussionInYouthSports](http://www.cdc.gov/ConcussionInYouthSports)

### THE FACTS

- A concussion is a **brain injury**.
- All concussions are **serious**.
- Concussions can occur **without** loss of consciousness.
- Concussions can occur **in any sport**.
- Recognition and proper management of concussions when they **first occur** can help prevent further injury or even death.

### WHAT IS A CONCUSSION?

A concussion is an injury that changes how the cells in the brain normally work. A concussion is caused by a blow to the head or body that causes the brain to move rapidly inside the skull. Even a "ding," "getting your bell rung," or what seems to be a mild bump or blow to the head can be serious. Concussions can also result from a fall or from players colliding with each other or with obstacles, such as a goalpost.

The potential for concussions is greatest in athletic environments where collisions are common.<sup>1</sup> Concussions can occur, however,

in **any** organized or unorganized sport or recreational activity.

### RECOGNIZING A POSSIBLE CONCUSSION


To help recognize a concussion, you should watch for the following two things among your athletes:

1. A forceful blow to the head or body that results in rapid movement of the head.

**-and-**

2. Any change in the athlete's behavior, thinking, or physical functioning. (See the signs and symptoms of concussion listed on the next page.)

***It's better to miss one game than the whole season.***



## SIGNS AND SYMPTOMS

### SIGNS OBSERVED BY COACHING STAFF

- Appears dazed or stunned
- Is confused about assignment or position
- Forgets sports plays
- Is unsure of game, score, or opponent
- Moves clumsily
- Answers questions slowly
- Loses consciousness (even briefly)
- Shows behavior or personality changes
- Can't recall events prior to hit or fall
- Can't recall events after hit or fall

### SYMPTOMS REPORTED BY ATHLETE

- Headache or "pressure" in head
- Nausea or vomiting
- Balance problems or dizziness
- Double or blurry vision
- Sensitivity to light
- Sensitivity to noise
- Feeling sluggish, hazy, foggy, or groggy
- Concentration or memory problems
- Confusion
- Does not "feel right"

*Adapted from Lovell et al. 2004*

Athletes who experience any of these signs or symptoms after a bump or blow to the head should be kept from play until given permission to return to play by a health care professional with experience in evaluating for concussion. Signs and symptoms of concussion can last from several minutes to days, weeks, months, or even longer in some cases.

Remember, you can't see a concussion and some athletes may not experience and/or report symptoms until hours or days after the injury. If you have any suspicion that your athlete has a concussion, you should keep the athlete out of the game or practice.

### PREVENTION AND PREPARATION

As a coach, you can play a key role in preventing concussions and responding to them properly when they occur. Here are some steps you can take to ensure the best outcome for your athletes and the team:

- **Educate athletes and parents about concussion.** Talk with athletes and their parents about the dangers and potential long-term consequences of concussion. For more information on long-term effects of concussion, take the free online training for coaches and parents: [www.cdc.gov/Concussion](http://www.cdc.gov/Concussion).





Explain your concerns about concussion and your expectations of safe play to athletes, parents, and assistant coaches. Pass out the concussion fact sheets for athletes and for parents at the beginning of the season and again if a concussion occurs.

- **Insist that safety comes first.**

- > Teach athletes safe playing techniques and encourage them to follow the rules of play.
- > Encourage athletes to practice good sportsmanship at all times.
- > Make sure athletes wear the right protective equipment for their activity (such as helmets, padding, shin guards, and eye and mouth guards). Protective equipment should fit properly, be well maintained, and be worn consistently and correctly.
- > Review the athlete fact sheet with your team to help them recognize the signs and symptoms of a concussion.

Check with your youth sports league or administrator about concussion policies. Concussion policy statements can be developed to include the league's commitment to safety, a brief description of concussion, and information on when athletes can safely return to play following a concussion (i.e., an athlete with known or suspected concussion

should be kept from play until evaluated and given permission to return by a health care professional). Parents and athletes should sign the concussion policy statement at the beginning of the sports season.

- **Teach athletes and parents that it's not smart to play with a concussion.**

Sometimes players and parents wrongly believe that it shows strength and courage to play injured. Discourage others from pressuring injured athletes to play. Don't let athletes persuade you that they're "just fine" after they have sustained any bump or blow to the head. Ask if players have ever had a concussion.

- **Prevent long-term problems.** A repeat concussion that occurs before the brain recovers from the first—usually within a short period of time (hours, days, or weeks)—can slow recovery or increase the likelihood of having long-term problems. In rare cases, repeat concussions can result in brain swelling, permanent brain damage, and even death.<sup>3,4</sup> Keep athletes with known or suspected concussion from play until they have been evaluated and given permission to return to play by a health care professional with experience in evaluating for concussion. Remind your athletes: "It's better to miss one game than the whole season."



## ACTION PLAN



### WHAT SHOULD A COACH DO WHEN A CONCUSSION IS SUSPECTED?

- 1. Remove the athlete from play.** Look for the signs and symptoms of a concussion if your athlete has experienced a bump or blow to the head. Athletes who experience signs or symptoms of concussion should not be allowed to return to play. When in doubt, keep the athlete out of play.
- 2. Ensure that the athlete is evaluated right away by an appropriate health care professional.** Do not try to judge the severity of the injury yourself. Health care professionals have a number of methods that they can use to assess the severity of concussions. As a coach, recording the following information can help health care professionals in assessing the athlete after the injury:
  - Cause of the injury and force of the hit or blow to the head
  - Any loss of consciousness (passed out/ knocked out) and if so, for how long
  - Any memory loss immediately following the injury
  - Any seizures immediately following the injury
  - Number of previous concussions (if any)

- 3. Inform the athlete's parents or guardians about the possible concussion and give them the fact sheet on concussion.**


Make sure they know that the athlete should be seen by a health care professional experienced in evaluating for concussion.

- 4. Allow the athlete to return to play only with permission from a health care professional with experience in evaluating for concussion.** A repeat concussion that occurs before the brain recovers from the first can slow recovery or increase the likelihood of having long-term problems. Prevent long-term problems by delaying the athlete's return to the activity until the player receives appropriate medical evaluation and approval for return to play.

### REFERENCES

1. Powell JW. Cerebral concussion: causes, effects, and risks in sports. *Journal of Athletic Training* 2001; 36(3):307-311.
2. Lovell MR, Collins MW, Iverson GL, Johnston KM, Bradley JP. Grade 1 or "ding" concussions in high school athletes. *The American Journal of Sports Medicine* 2004; 32(1):47-54.
3. Institute of Medicine (US). Is soccer bad for children's heads? Summary of the IOM Workshop on Neuropsychological Consequences of Head Impact in Youth Soccer. Washington (DC): National Academy Press; 2002.
4. Centers for Disease Control and Prevention (CDC). Sports-related recurrent brain injuries-United States. *Morbidity and Mortality Weekly Report* 1997; 46(10):224-227. Available at: [www.cdc.gov/mmwr/preview/mmwrhtml/00046702.htm](http://www.cdc.gov/mmwr/preview/mmwrhtml/00046702.htm).

***If you think your athlete has sustained a concussion... take him/her out of play, and seek the advice of a health care professional experienced in evaluating for concussion.***



### SIGNS AND SYMPTOMS

These signs and symptoms may indicate that a concussion has occurred.

#### SIGNS OBSERVED BY COACHING STAFF

- Appears dazed or stunned
- Is confused about assignment or position
- Forgets sports plays
- Is unsure of game, score, or opponent
- Moves clumsily
- Answers questions slowly
- Loses consciousness (even briefly)
- Shows behavior or personality changes
- Can't recall events prior to hit or fall
- Can't recall events after hit or fall

#### SYMPTOMS REPORTED BY ATHLETE

- Headache or "pressure" in head
- Nausea or vomiting
- Balance problems or dizziness
- Double or blurry vision
- Sensitivity to light
- Sensitivity to noise
- Feeling sluggish, hazy, foggy, or groggy
- Concentration or memory problems
- Confusion
- Does not "feel right"

### ACTION PLAN

**If you suspect that a player has a concussion, you should take the following steps:**

1. Remove athlete from play.
2. Ensure athlete is evaluated by an appropriate health care professional. Do not try to judge the seriousness of the injury yourself.
3. Inform athlete's parents or guardians about the known or possible concussion and give them the fact sheet on concussion.
4. Allow athlete to return to play **only** with permission from an appropriate health care professional.

***It's better to miss one game than the whole season.***

For more information and to order additional materials **free-of-charge**, visit:  
[www.cdc.gov/ConcussionInYouthSports](http://www.cdc.gov/ConcussionInYouthSports)

**2016 Licensed 2 1/4" Bat List**

The following is a list of bats with a 2 1/4 inch maximum diameter that are currently licensed for use in the baseball divisions of Little League (Little League [Majors] Division and below). Bats with metal or wood barrels may also be used in the Junior League and Intermediate 50/70 Baseball Divisions of play.

**This list includes bats currently licensed with Little League as of February 2, 2016**

This list includes all licensed models organized by manufacturer, including those composite barrel bats that have received a waiver from the composite-barreled bat moratorium. Little League placed a moratorium on all composite-barreled baseball bats for these divisions, which took effect on Dec. 30, 2010. A list of those composite-barreled bats that have received a waiver of that moratorium is available at <http://www.littleleague.org/learn/equipment/licensed/compositebats.htm>, which includes photos of each bat.

**Little League reserves the right to add to this list or make other changes as new information arises. This list was last updated on February 2, 2016. Important:** This is only a list of licensed bats, not a list of all possible bats that could be used. Provided the bat meets the specifications of Rule 1.10 for the division of play, and provided the bat is not subject to the moratorium, it may be used. Any bat, even those appearing on this list, must meet all the specifications of Rule 1.10 for the particular division of play, including specifications regarding length, weight, diameter, markings, etc.

If the bat you are searching for does not appear on this list, please review Rule 1.10 to determine its usability in Little League play

\* Softball models improperly marked with both 1.15BPF and 1.20BPF markings. These models meet the standard and may be used in play. For more information please see [http://www.littleleague.org/Assets/forms\\_pubs/bats/Softball-Mismarked+BPF+Bats.pdf](http://www.littleleague.org/Assets/forms_pubs/bats/Softball-Mismarked+BPF+Bats.pdf)

Note Little League does not license any bats with 2 5/8 inch barrels

<b><u>Company</u></b>	<b><u>Brand</u></b>	<b><u>Barrel Material</u></b>	<b><u>Handle Material</u></b>	<b><u>Model Number</u></b>	<b><u>Model Name</u></b>	<b><u>Date Added</u></b>
Dicks Sporting Goods	Adidas	Metal	Metal	YBVQSH2K10	Vanquish	
Dicks Sporting Goods	Adidas	Metal	Metal	YBVQSH2K11	Vanquish	
Dicks Sporting Goods	Adidas	Metal	Metal	YBVQSH2K12	Vanquish	01/17/12
Dicks Sporting Goods	Dicks	Metal	Metal	EXO1YB2K15	Adidas Phenom EXO1	
Hildebrandt International	Anderson Bat Company	Metal	Metal	015012	PyroTech XP	
Hildebrandt International	Anderson Bat Company	Metal	Metal	015013	TechZilla	
Hildebrandt International	Anderson Bat Company	Metal	Metal	015014	TechZilla XP	
Hildebrandt International	Anderson Bat Company	Metal	Metal	015015	KXP	
Hildebrandt International	Anderson Bat Company	Metal	Metal	015016	TechZilla XP	
Hildebrandt International	Anderson Bat Company	Metal	Metal	015017	NanoTek XP -10	01/07/11
Hildebrandt International	Anderson Bat Company	Metal	Metal	015019	NanoTek XP -12	01/13/11
Hildebrandt International	Anderson Bat Company	Metal	Metal	015020	TechZilla XP-9	02/27/12
Hildebrandt International	Anderson Bat Company	Metal	Metal	015022	Ignite XP -11	02/27/12
Hildebrandt International	Anderson Bat Company	Metal	Metal	015022	Ignite XP -11	02/27/12
Hildebrandt International	Anderson Bat Company	Metal	Composite	015024	NanoTek XP -10	03/07/12
Hildebrandt International	Anderson Bat Company	Metal	Composite	015025	NanoTek XP -12	03/07/12
Hildebrandt International	Anderson Bat Company	Metal	Metal	015028	TechZilla XP	02/21/14
Hildebrandt International	Anderson Bat Company	Metal	Metal	015029	TechZilla 2.0	12/08/14
Hildebrandt International	Anderson Bat Company	Composite	Composite	015031	Flex -12	12/08/14
Hildebrandt International	Anderson	Metal	Composite	015032	Centerfire	12/21/15
Baden Sports Inc.	Axe Bat	Metal	Metal	L129	Phenom Tee Ball	09/08/14
Baden Sports Inc.	Axe Bat	Metal	Composite	L134	Axe Elite	01/11/11
Baden Sports Inc.	Axe Bat	Metal	Composite	L134A	Elite	01/09/13
Baden Sports Inc.	Axe Bat	Metal	Composite	L134B	Elite	11/18/13

<u>Company</u>	<u>Brand</u>	<u>Barrel Material</u>	<u>Handle Material</u>	<u>Model Number</u>	<u>Model Name</u>	<u>Date Added</u>
Baden Sports Inc.	Axe Bat	Metal	Composite	L134C	Elite	10/27/14
Baden Sports Inc.	Axe	Metal	Composite	L134D	Elite	12/21/15
Baden Sports Inc.	Axe Bat	Metal	Metal	L135A	Phenom	01/09/13
Baden Sports Inc.	Axe Bat	Metal	Metal	L135B	PHENOM	10/27/14
Baden Sports Inc.	Axe	Metal	Metal	L135C	Origin	12/21/15
Baden Sports Inc.	Axe Bat	Metal	Metal	L139	Axe Element	01/14/11
Baden Sports Inc.	Axe Bat	Metal	Metal	L139A	Element	01/09/13
Baden Sports Inc.	Axe Bat	Metal	Metal	L139B	Element	10/27/14
Baden Sports Inc.	Axe	Metal	Metal	L139C	Element	12/21/15
Baden Sports Inc.	Axe Bat	Composite	Composite	L142A	Avenge	01/09/13
Baden Sports Inc.	Axe Bat	Composite	Composite	L142B	Avenge	10/27/14
Baden Sports Inc.	Axe	Composite	Composite	L142C	Avenge	12/21/15
Pinnacle Sports Equipment, Inc.	Bamboo Bat	Wood	Wood	ENERGIZE	ENERGIZE	
Pinnacle Sports Equipment, Inc.	Bamboo Bat	Wood	Wood	ENERGIZE II	ENERGIZE	
Pinnacle Sports Equipment, Inc.	Bamboo Bat	Wood	Wood	HBBB	HBBBY	12/21/15
Pinnacle Sports Equipment, Inc.	Bamboo bat	Wood	Wood	HBBW	HBBW	12/21/15
Pinnacle Sports Equipment, Inc.	Bamboo bat	Wood	Wood	HBBBY	HGBBY	12/21/15
Pinnacle Sports Equipment, Inc.	Bamboo bat	Wood	Wood	HNBRY	HNBRY	12/21/15
Pinnacle Sports Equipment, Inc.	Bamboo bat	Wood	Wood	HNBRY	HNBRY	12/21/15
Pinnacle Sports Equipment, Inc.	Bamboo bat	Wood	Wood	HNBLY	HNBLY	12/21/15
Pinnacle Sports Equipment, Inc.	Bamboo bat	Wood	Wood	HSBB	HSBB	12/21/15
Pinnacle Sports Equipment, Inc.	Bamboo bat	Wood	Wood	HWBYY	HWBYY	12/21/15
Pinnacle Sports Equipment, Inc.	Bamboo bat	Wood	Wood	HWBRY	HWBRY	12/21/15
Pinnacle Sports Equipment, Inc.	Bamboo bat	Wood	Wood	HWBUY	HWBUY	12/21/15
Pinnacle Sports Equipment, Inc.	Bamboo bat	Wood	Wood	HYBBY	HYBBY	12/21/15
BPS Diamond Sports Corp	Combat	Metal	Metal	B1ALYB1	B1 Alloy	
BPS Diamond Sports Corp	Combat	Metal	Metal	B2ALYB1	B2 Alloy	
BPS Diamond Sports Corp	Combat	Composite	Composite	B2YB2	B2 Reloaded	06/28/12
BPS Diamond Sports Corp	Combat	Composite	Composite	B4YB1	B4	05/03/11
BPS Diamond Sports Corp	Combat	Wood	Composite	BACKYB1	Backbone	
BPS Diamond Sports Corp	Combat	Metal	Metal	EXYB1	Exit	
BPS Diamond Sports Corp	Combat	Metal	Composite	FRAYYB1	Fray	01/09/13
BPS Diamond Sports Corp	Combat	Composite	Composite	GEARYB2	B3 GEAR	03/30/11
BPS Diamond Sports Corp	Combat	Metal	Composite	GRIFYB1	Grifter YB	01/11/11
BPS Diamond Sports Corp	Combat	Composite	Composite	MAXYB110	Combat Maxum	03/13/15
BPS Diamond Sports Corp	Combat	Composite	Composite	MAXYB112	Combat Maxum	03/13/15
BPS Diamond Sports Corp	Combat	Composite	Composite	PG4YB110	Combat PG4	03/13/15
BPS Diamond Sports Corp	Combat	Composite	Composite	PG4YB112	Combat PG4	03/13/15
BPS Diamond Sports Corp	Combat	Composite	Composite	PORYB1	Portent YB	08/09/13
BPS Diamond Sports Corp	Combat	Composite	Composite	PUREYB1	PURE YB	01/17/12
BPS Diamond Sports Corp	Combat	Composite	Composite	WANYB1	WANTED YB	08/09/13
Wilson Sporting Goods	Demarini	Metal	Composite	AFL12	F5 -10	05/08/12
Wilson Sporting Goods	Demarini	Metal	Metal	BCL10	Black Coyote -11	05/25/11
Wilson Sporting Goods	Demarini	Metal	Metal	BCL12	Black Coyote -11	09/22/11
Wilson Sporting Goods	Demarini	Wood	Composite	BLACK Coyote-BCL	Black Coyote	
Wilson Sporting Goods	Demarini	Composite	Composite	CDY	CornDog	05/13/13
Wilson Sporting Goods	Demarini	Composite	Composite	CFL10	CF4	06/25/11
Wilson Sporting Goods	Demarini	Composite	Composite	CFL11	CF4 ST	06/25/10
Wilson Sporting Goods	Demarini	Composite	Composite	CFL12	CF5	05/25/11

<u>Company</u>	<u>Brand</u>	<u>Barrel Material</u>	<u>Handle Material</u>	<u>Model Number</u>	<u>Model Name</u>	<u>Date Added</u>
Wilson Sporting Goods	Demarini	Composite	Composite	CFL13	CF5	05/08/12
Wilson Sporting Goods	Demarini	Composite	Composite	CFL-13LE	CF5	05/13/13
Wilson Sporting Goods	Demarini	Composite	Composite	CFL14	CF6	08/09/13
Wilson Sporting Goods	Demarini	Composite	Composite	CFL-15	CF7	10/01/14
Wilson Sporting Goods	Demarini	Composite	Composite	CFL-16	CF8	07/30/15
Wilson Sporting Goods	Demarini	Metal	Metal	Diablo DIL-DXDIL	Diablo DIL	
Wilson Sporting Goods	Demarini	Metal	Metal	Distance-WTDXDSL	Distance-12	01/20/11
Wilson Sporting Goods	Demarini	Metal	Metal	Dmax-WTDXDML	DMAX -12	01/20/11
Wilson Sporting Goods	Demarini	Metal	Metal	DML14	Demarini Uprising -12	11/18/13
Wilson Sporting Goods	Demarini	Metal	Metal	DSL11	Distance-12	05/25/11
Wilson Sporting Goods	Demarini	Metal	Metal	DSL12	Distance-12	09/22/11
Wilson Sporting Goods	Demarini	Metal	Metal	DX2-11- DXL12	DX2	09/22/11
Wilson Sporting Goods	Demarini	Metal	Metal	DX2-11-WTDXDXL10	DX2	
Wilson Sporting Goods	Demarini	Metal	Metal	DXPNL	Punisher -13	01/24/11
Wilson Sporting Goods	Demarini	Metal	Composite	Holigan-WTDXHOO	Holigan	01/20/11
Wilson Sporting Goods	Demarini	Metal	Metal	INL14	Insane -12	10/10/13
Wilson Sporting Goods	Demarini	Metal	Metal	INL-15	Insane	10/01/14
Wilson Sporting Goods	Demarini	Metal	Metal	INL-16	Insane	07/30/15
Wilson Sporting Goods	Demarini	Metal	Composite	JLHCF	F3 -10	01/24/11
Wilson Sporting Goods	Demarini	Metal	Metal	M2L12	M2M -12	05/25/11
Wilson Sporting Goods	Demarini	Metal	Metal	M2M- M2L13	M2M -12	04/25/12
Wilson Sporting Goods	Demarini	Metal	Metal	M2M-WTDXM2L10	M2M -12	01/27/11
Wilson Sporting Goods	Demarini	Metal	Metal	M2M-WTDXM2L11	M2M -12	01/07/11
Wilson Sporting Goods	Demarini	Metal	Composite	Maxxum-WTDXMXL	Maxxum -12	01/20/11
Wilson Sporting Goods	Demarini	Metal	Metal	RGL10	Rogue	02/25/11
Wilson Sporting Goods	Demarini	Metal	Metal	RML11	Rumble	05/25/11
Wilson Sporting Goods	Demarini	Metal	Metal	Rogue RGL-DXRGL	Rogue	
Wilson Sporting Goods	Demarini	Metal	Metal	Rumble-WTDXRML	Rumble	
Wilson Sporting Goods	Demarini	Metal	Metal	V2L12	VX2	02/07/12
Wilson Sporting Goods	Demarini	Metal	Composite	VDD	VOODOO Black -10	01/20/11
Wilson Sporting Goods	Demarini	Metal	Composite	VDL10	VOODOO -13	01/27/11
Wilson Sporting Goods	Demarini	Metal	Composite	VDL11	VOODOO Black -13	01/20/11
Wilson Sporting Goods	Demarini	Metal	Composite	VDL12	VOODOO -13	04/25/11
Wilson Sporting Goods	Demarini	Metal	Composite	VDL13	VOODOO -13	04/25/12
Wilson Sporting Goods	Demarini	Metal	Composite	VDL14	VOODOO -13	05/13/13
Wilson Sporting Goods	Demarini	Metal	Composite	VDL-15	Voodoo Overlord FT	10/01/14
Wilson Sporting Goods	Demarini	Metal	Composite	VDL-16	VOODOO Raw	07/30/15
Wilson Sporting Goods	Demarini	Metal	Composite	VDLV14	VOODOO Overlord -13	11/18/13
Wilson Sporting Goods	Demarini	Metal	Composite	VNL10	Vexxum	01/20/11
Wilson Sporting Goods	Demarini	Metal	Composite	VNL11	Vexxum -11	10/31/11
Wilson Sporting Goods	Demarini	Metal	Composite	VNL12	Vexxum -11	10/31/11
Wilson Sporting Goods	Demarini	Metal	Composite	VNL13	Vexxum - 11	04/25/12
Wilson Sporting Goods	Demarini	Metal	Composite	VNL9	Vexxum	01/27/11
Wilson Sporting Goods	Demarini	Metal	Composite	VTL10	Vendetta -12	01/20/11
Wilson Sporting Goods	Demarini	Metal	Composite	VTL11	Vendetta -12	01/20/11
Wilson Sporting Goods	Demarini	Metal	Composite	VTL12	Vendetta -12	05/25/11
Wilson Sporting Goods	Demarini	Metal	Composite	VTL9	Vendetta -12	01/20/11
Wilson Sporting Goods	Demarini	Metal	Metal	VX2-12-WTDXV2L12	VX2	02/03/12
Wilson Sporting Goods	Demarini	Metal	Composite	VXL14	Vexxum -12	05/13/13
Wilson Sporting Goods	Demarini	Metal	Composite	VXL-15	NVS Vexxum	10/01/14

<u>Company</u>	<u>Brand</u>	<u>Barrel Material</u>	<u>Handle Material</u>	<u>Model Number</u>	<u>Model Name</u>	<u>Date Added</u>
Wilson Sporting Goods	DeMarini	Metal	Composite	VXL-16	NVS Vexxum	07/30/15
*Wilson Sporting Goods	DeMarini	Metal	Composite	WTDXBPF-10	Bustos Fastpitch	05/14/13
*Wilson Sporting Goods	DeMarini	Metal	Composite	WTDXBPF-10	Bustos Fastpitch	05/14/13
*Wilson Sporting Goods	DeMarini	Metal	Composite	WTDXBPX-12	Bustos Fastpitch	05/14/13
*Wilson Sporting Goods	DeMarini	Metal	Composite	WTDXBPX-12	Bustos Fastpitch	05/14/13
Wilson Sporting Goods	DeMarini	Metal	Metal	WTDXDFL-14	Defiance Youth	01/10/14
Wilson Sporting Goods	DeMarini	Metal	Metal	WTDXDSL-14	Distance Youth	01/10/14
Wilson Sporting Goods	DeMarini	Metal	Composite	WTDXL38	F3-10	01/24/11
Wilson Sporting Goods	DeMarini	Metal	Composite	WTDXLHKL8	Hornet	01/27/11
Wilson Sporting Goods	DeMarini	Metal	Composite	WTDXYDT-14	Voodoo Tee Ball	02/21/14
Wilson Sporting Goods	DeMarini	Metal	Metal	WTDXVEL-14	Vengeance	02/21/14
Wilson Sporting Goods	DeMarini	Metal	Metal	WTDXXWFL-14	Falcon Youth	01/10/14
Wilson Sporting Goods	DeMarini	Metal	Metal	WTDXXWL-14	Xplosion Youth	01/10/14
Wilson Sporting Goods	DeMarini	Wood/composite	Wood/composite	L120	Hard Maple Composite	10/01/14
Easton Baseball/Softball	Easton	Composite	Composite	LCN11	Stealth IMX	04/13/11
Easton Baseball/Softball	Easton	Composite	Composite	LCN4	Stealth	04/21/11
Easton Baseball/Softball	Easton	Composite	Composite	LCN6	Stealth	04/21/11
Easton Baseball/Softball	Easton	Composite	Composite	LCN9	Stealth Speed -11	02/25/11
Easton Baseball/Softball	Easton	Composite	Composite	LCN9J	LCN9 Japan	08/09/13
Easton Baseball/Softball	Easton	Metal	Metal	LG1XL	Rival XXL -13	01/12/11
Easton Baseball/Softball	Easton	Metal	Composite	LGS11XL	Surge XXL-13	01/12/11
Easton Baseball/Softball	Easton	Metal	Composite	LGS1XL	Surge XXL-13	01/12/11
Easton Baseball/Softball	Easton	Metal	Metal	LK2	Magnum-7	01/12/11
Easton Baseball/Softball	Easton	Metal	Metal	LK37	Cyclone -10	03/18/11
Easton Baseball/Softball	Easton	Metal	Metal	LK38	Cyclone -10	05/05/11
Easton Baseball/Softball	Easton	Metal	Metal	LK380XL	Black Magic	05/05/11
Easton Baseball/Softball	Easton	Metal	Metal	LK40	Magnum	
Easton Baseball/Softball	Easton	Metal	Metal	LK41	Magnum -10	
Easton Baseball/Softball	Easton	Metal	Metal	LK44	Magnum -10	05/05/11
Easton Baseball/Softball	Easton	Metal	Metal	LK70T	Typhoon -10	01/24/11
Easton Baseball/Softball	Easton	Metal	Metal	LK71T	Typhoon -11	03/01/11
Easton Baseball/Softball	Easton	Metal	Metal	LK72	Typhoon -11	05/05/11
Easton Baseball/Softball	Easton	Composite	Composite	LL16MKT	MAKO TORQ	02/02/16
Easton Baseball/Softball	Easton	Composite	Composite	LL16MK	MAKO	02/02/16
Easton Baseball/Softball	Easton	Composite	Composite	LC1XL	Omen XLB-12	08/13/10
Easton Baseball/Softball	Easton	Composite	Composite	LNC2XL	Omen XLB-10	08/13/10
Easton Baseball/Softball	Easton	Metal	Metal	LPP19	X-treme -8	03/18/11
Easton Baseball/Softball	Easton	Metal	Metal	LPP29	X-treme -11	03/18/11
Easton Baseball/Softball	Easton	Composite	Composite	LSS1	Stealth Speed-11	02/04/11
Easton Baseball/Softball	Easton	Composite	Composite	LSS2	Stealth Speed Power Hitter-9	02/04/11
Easton Baseball/Softball	Easton	Composite	Composite	LSS3	Stealth Speed-13	02/04/11
Easton Baseball/Softball	Easton	Composite	Composite	LSS6XL	Stealth Speed XL-12	06/10/10
Easton Baseball/Softball	Easton	Metal	Composite	LST10	Stealth CNT -12	
Easton Baseball/Softball	Easton	Metal	Composite	LST3	Stealth CNT -11	
Easton Baseball/Softball	Easton	Metal	Composite	LST4 (SC900)	Stealth CNT -13	
Easton Baseball/Softball	Easton	Metal	Composite	LST5	Stealth CNT -9	
Easton Baseball/Softball	Easton	Metal	Composite	LST6	Stealth CNT -11	
Easton Baseball/Softball	Easton	Metal	Composite	LST7	Stealth CNT -13	
Easton Baseball/Softball	Easton	Metal	Composite	LST8	Stealth CNT -11	
Easton Baseball/Softball	Easton	Metal	Composite	LST9	Stealth CNT -13	

<u>Company</u>	<u>Brand</u>	<u>Barrel Material</u>	<u>Handle Material</u>	<u>Model Number</u>	<u>Model Name</u>	<u>Date Added</u>
Easton Baseball/Softball	Easton	Metal	Composite	LSV1	SV12 -13	
Easton Baseball/Softball	Easton	Metal	Composite	LSV2	SV12 O-Zone -13	03/01/11
Easton Baseball/Softball	Easton	Metal	Composite	LSV3XL	Surge XL	
Easton Baseball/Softball	Easton	Metal	Composite	LT100Z	Connexion	
Easton Baseball/Softball	Easton	Metal	Composite	LT200	CNX Comp-12	
Easton Baseball/Softball	Easton	Metal	Composite	LT250	Connexion -12	
Easton Baseball/Softball	Easton	Metal	Composite	LT260	Quantum Sc900 -12	
Easton Baseball/Softball	Easton	Metal	Composite	LT360	Redline -12	01/12/11
Easton Baseball/Softball	Easton	Metal	Composite	LT460XL	Convert	01/12/11
Easton Baseball/Softball	Easton	Metal	Composite	LT461XL	Edge	01/27/11
Easton Baseball/Softball	Easton	Metal	Metal	LV1	V12 -12	
Easton Baseball/Softball	Easton	Metal	Metal	LV2	V12 O-Zone -13	01/12/11
Easton Baseball/Softball	Easton	Metal	Composite	LX300D	Quantum -12	
Easton Baseball/Softball	Easton	Metal	Metal	LX45	Rampage -12	
Easton Baseball/Softball	Easton	Metal	Metal	LX55	Rampage -12	
Easton Baseball/Softball	Easton	Metal	Metal	LX67	Rampage -12.5	
Easton Baseball/Softball	Easton	Metal	Metal	LX70	Reflex	
Easton Baseball/Softball	Easton	Metal	Metal	LX71	Reflex-13	
Easton Baseball/Softball	Easton	Metal	Metal	LX71MC	Salvo	
Easton Baseball/Softball	Easton	Metal	Metal	LX73	Reflex -13	05/05/11
Easton Baseball/Softball	Easton	Metal	Metal	LZ110	Impact -13	
Easton Baseball/Softball	Easton	Metal	Metal	LZ270	Titan -11	
Easton Baseball/Softball	Easton	Metal	Metal	LZ900	Havoc -13	
Easton Baseball/Softball	Easton	Metal	Metal	LZ910,	Havoc -13	
Easton Baseball/Softball	Easton	Composite	Composite	LZN1	Synergy Speed	01/28/11
Easton Baseball/Softball	Easton	Metal	Metal	SB200	SB200	12/21/15
Easton Baseball/Softball	Easton	Metal	Metal	TB13RP	Rampage - 11	03/19/13
Easton Baseball/Softball	Easton	Metal	Metal	TB13SP	Speed Tee Ball -13	07/27/12
Easton Baseball/Softball	Easton	Metal	Metal	TB13XL	TB13XL-10	07/27/12
Easton Baseball/Softball	Easton	Metal	Metal	TB14MK	MAKO Tee Ball	08/09/13
Easton Baseball/Softball	Easton	Metal	Metal	TB14XL	XL Tee Ball	08/09/13
Easton Baseball/Softball	Easton	Composite	Composite	TB15MK	Mako Comp Tee Ball	09/08/14
Easton Baseball/Softball	Easton	Metal	Metal	TB15MKD	Mako	02/17/15
Easton Baseball/Softball	Easton	Metal	Metal	TB15S3	S3 TEE BALL	10/01/14
Easton Baseball/Softball	Easton	Metal	Metal	TB15SPD	SPEED	03/15/15
Easton Baseball/Softball	Easton	Metal	Metal	TB15X3	XL3 TEE BALL	10/01/14
Easton Baseball/Softball	Easton	Metal	Metal	TB15XL	XL-10	11/12/15
Easton Baseball/Softball	Easton	Metal	Metal	TB16MK10	MAKO-10 TEE BALL	11/12/15
Easton Baseball/Softball	Easton	Metal	Metal	TB16MK13	MAKO-13 TEE BALL	11/12/15
Easton Baseball/Softball	Easton	Composite	Composite	TB16MK135	MAKO COMP TEE BALL	11/12/15
Easton Baseball/Softball	Easton	Metal	Metal	TB16MK13RT	MAKO	12/21/15
Easton Baseball/Softball	Easton	Metal	Metal	TB16SPD	Speed	12/21/15
Easton Baseball/Softball	Easton	Metal	Composite	YB11QT	Quantum	09/15/11
Easton Baseball/Softball	Easton	Composite	Composite	YB11S1	S1	07/28/11
Easton Baseball/Softball	Easton	Metal	Composite	YB11S2	S2 -13	09/22/11
Easton Baseball/Softball	Easton	Metal	Metal	YB11S3	S3 -13	09/22/11
Easton Baseball/Softball	Easton	Composite	Composite	YB11X1	XL1	07/28/11
Easton Baseball/Softball	Easton	Metal	Composite	YB11X2	XL2 -11	09/22/11
Easton Baseball/Softball	Easton	Metal	Metal	YB11X3	XL3 -11	09/22/11
Easton Baseball/Softball	Easton	Metal	Composite	YB13CT	Convert -12	06/28/12



<u>Company</u>	<u>Brand</u>	<u>Barrel Material</u>	<u>Handle Material</u>	<u>Model Number</u>	<u>Model Name</u>	<u>Date Added</u>
Easton Baseball/Softball	Easton	Metal	Metal	YB13CY	Cyclone -10	10/22/12
Easton Baseball/Softball	Easton	Metal	Metal	YB13HV	Havoc -12	03/19/13
Easton Baseball/Softball	Easton	Metal	Metal	YB13MG	Magnu10	07/27/12
Easton Baseball/Softball	Easton	Metal	Composite	YB13QT	Quantum	08/09/13
Easton Baseball/Softball	Easton	Metal	Metal	YB13RP	Rampage -12.5	06/19/12
Easton Baseball/Softball	Easton	Metal	Metal	YB13RX	Reflex-13	06/19/12
Easton Baseball/Softball	Easton	Composite	Composite	YB13S1	S1	06/19/12
Easton Baseball/Softball	Easton	Metal	Composite	YB13S2	S2	06/19/12
Easton Baseball/Softball	Easton	Metal	Metal	YB13S3	S3	06/19/12
Easton Baseball/Softball	Easton	Metal	Metal	YB13SV	Salvo -13	03/19/13
Easton Baseball/Softball	Easton	Metal	Metal	YB13TY	Typhoon -12	06/19/12
Easton Baseball/Softball	Easton	Metal	Metal	YB13TYA	Typhoon -12	03/19/13
Easton Baseball/Softball	Easton	Composite	Composite	YB13X1	XL1	06/19/12
Easton Baseball/Softball	Easton	Metal	Composite	YB13X2	XL2	06/19/12
Easton Baseball/Softball	Easton	Metal	Metal	YB13X3	XL3	06/19/12
Easton Baseball/Softball	Easton	Metal	Composite	YB14MK	MAKO	07/15/13
Easton Baseball/Softball	Easton	Composite	Composite	YB14S1	S1	08/09/13
Easton Baseball/Softball	Easton	Metal	Composite	YB14S2	S2	08/09/13
Easton Baseball/Softball	Easton	Metal	Metal	YB14S200	S200	06/28/13
Easton Baseball/Softball	Easton	Metal	Metal	YB14S250KMT	S250	12/21/15
Easton Baseball/Softball	Easton	Metal	Composite	YB14S2D	S2	01/16/15
Easton Baseball/Softball	Easton	Metal	Metal	YB14S3	S3	06/28/13
Easton Baseball/Softball	Easton	Metal	Metal	YB14S300	S300	06/28/13
Easton Baseball/Softball	Easton	Metal	Metal	YB14S400	S400	08/09/13
Easton Baseball/Softball	Easton	Metal	Metal	YB14S50	S50	06/28/13
Easton Baseball/Softball	Easton	Metal	Metal	YB14S500	S500	06/28/13
Easton Baseball/Softball	Easton	Metal	Composite	YB14S500C	S500C	06/28/13
Easton Baseball/Softball	Easton	Metal	Composite	YB14S600C	S600C	04/14/14
Easton Baseball/Softball	Easton	Composite	Composite	YB14X1	XL1	07/15/13
Easton Baseball/Softball	Easton	Metal	Metal	YB14X3	XL3	08/09/13
Easton Baseball/Softball	Easton	Composite	Composite	YB15MK	MAKO	05/09/14
Easton Baseball/Softball	Easton	Composite	Composite	YB15MKT	MAKO TORQ	05/09/14
Easton Baseball/Softball	Easton	Composite	Composite	YB15MKX	MAKO XL	05/09/14
Easton Baseball/Softball	Easton	Composite	Composite	YB15S1	S1	09/08/14
Easton Baseball/Softball	Easton	Metal	Composite	YB15S2	S2	09/08/14
Easton Baseball/Softball	Easton	Metal	Metal	YB15S200	S200	01/16/15
Easton Baseball/Softball	Easton	Metal	Metal	YB15S3	S3	09/08/14
Easton Baseball/Softball	Easton	Metal	Metal	YB15S300	S300	03/13/15
Easton Baseball/Softball	Easton	Metal	Composite	YB15S500CO	S500C	01/15/15
Easton Baseball/Softball	Easton	Metal	Metal	YB15S500RT	S500	01/15/15
Easton Baseball/Softball	Easton	Metal	Composite	YB15S600C	S600C	09/08/14
Easton Baseball/Softball	Easton	Metal	Metal	YB15X3	XL3	10/01/14
Easton Baseball/Softball	Easton	Composite	Composite	YB16MK10	MAKO -10	08/03/15
Easton Baseball/Softball	Easton	Composite	Composite	YB16MK11	MAKO -11	08/03/15
Easton Baseball/Softball	Easton	Composite	Composite	YB16MK12	MAKO -12	08/03/15
Easton Baseball/Softball	Easton	Composite	Composite	YB16MKT10	MAKO TORQ	08/03/15
Easton Baseball/Softball	Easton	Metal	Metal	YB16S200	S200	11/12/15
Easton Baseball/Softball	Easton	Metal	Composite	YB16S213	S2	08/03/15
Easton Baseball/Softball	Easton	Metal	Metal	YB16S300	S300	11/12/15
Easton Baseball/Softball	Easton	Metal	Metal	YB16S313	S3	11/12/15

<u>Company</u>	<u>Brand</u>	<u>Barrel Material</u>	<u>Handle Material</u>	<u>Model Number</u>	<u>Model Name</u>	<u>Date Added</u>
Easton Baseball/Softball	Easton	Metal	Metal	YB16SS50	S50	08/03/15
Easton Baseball/Softball	Easton	Metal	Metal	YB16SS500	S500	08/03/15
Easton Baseball/Softball	Easton	Metal	Composite	YB16SS500C	S500C	08/03/15
Easton Baseball/Softball	Easton	Metal	Metal	YB16X311	XL3	11/12/15
Easton Baseball/Softball	Easton	Metal	Metal	YB24	Black	12/21/15
Easton Baseball/Softball	Easton	Metal	Metal	YB51BLU	YB51	11/12/15
Easton Baseball/Softball	Easton	Metal	Metal	YB51OR	YB51	11/12/15
Easton Baseball/Softball	Easton	Metal	Metal	YB57BLU	YB57	11/12/15
Easton Baseball/Softball	Easton	Metal	Metal	YB57YEL	YB57	11/12/15
Wilson Sporting Goods	Louisville Slugger	Composite	Composite	AYB11M	TPX Mavenck	01/28/11
Wilson Sporting Goods	Louisville Slugger	Metal	Metal	AYB5104	TPX	
Wilson Sporting Goods	Louisville Slugger	Metal	Metal	GYB604	TPX Laser	
Wilson Sporting Goods	Louisville Slugger	Metal	Metal	GYBLS	Louisville Slugger MLB Logo	
Wilson Sporting Goods	Louisville Slugger	Metal	Metal	GYB5104	TPX	
Wilson Sporting Goods	Louisville Slugger	Composite	Composite	JYB013	L-1000	03/19/13
Wilson Sporting Goods	Louisville Slugger	Metal	Metal	KYB12A	Armor	01/07/11
Wilson Sporting Goods	Louisville Slugger	Metal	Metal	KYBCU31	TPX Armor	
Wilson Sporting Goods	Louisville Slugger	Metal	Metal	NBYBA	TPX Air	
Wilson Sporting Goods	Louisville Slugger	Metal	Metal	SYB11G	TPX Gamer	01/24/11
Wilson Sporting Goods	Louisville Slugger	Metal	Metal	TRYB12V	Vertex	01/19/12
Wilson Sporting Goods	Louisville Slugger	Metal	Metal	TYB5AS	Louisville Slugger MLB Logo	
Wilson Sporting Goods	Louisville Slugger	Metal	Metal	WYB13D	Dynasty	10/23/12
Wilson Sporting Goods	Louisville Slugger	Metal	Metal	WYB5	Louisville Slugger MLB Logo	
Wilson Sporting Goods	Louisville Slugger	Metal	Metal	WYB5104	TPX	
Wilson Sporting Goods	Louisville Slugger	Metal	Metal	YB104	TPX Air Response	
Wilson Sporting Goods	Louisville Slugger	Metal	Metal	YB105	TPX Armor	
Wilson Sporting Goods	Louisville Slugger	Metal	Metal	YB116	Omaha	01/11/11
Wilson Sporting Goods	Louisville Slugger	Metal	Composite	YB11EX2	Exogrid2	02/07/12
Wilson Sporting Goods	Louisville Slugger	Metal	Metal	YB11G	Genesis	
Wilson Sporting Goods	Louisville Slugger	Metal	Composite	YB11H2	H2	
Wilson Sporting Goods	Louisville Slugger	Metal	Composite	YB11H25	TPX H2 Hybrid	
Wilson Sporting Goods	Louisville Slugger	Metal	Metal	YB11L	Laser	
Wilson Sporting Goods	Louisville Slugger	Metal	Metal	YB11V	Voltage	
Wilson Sporting Goods	Louisville Slugger	Metal	Metal	YB11W	Warrior	
Wilson Sporting Goods	Louisville Slugger	Metal	Metal	YB126	Omaha	06/23/11
Wilson Sporting Goods	Louisville Slugger	Metal	Metal	YB12A	Armor	10/20/11
Wilson Sporting Goods	Louisville Slugger	Composite	Composite	YB12C	TPX Catalyst	05/10/11
Wilson Sporting Goods	Louisville Slugger	Composite	Composite	YB12EI	Catalyst	12/21/11
Wilson Sporting Goods	Louisville Slugger	Metal	Composite	YB12EX2	Exogrid2	06/23/11
Wilson Sporting Goods	Louisville Slugger	Metal	Metal	YB12G	Genesis	10/20/11
Wilson Sporting Goods	Louisville Slugger	Metal	Metal	YB12L	Laser	06/23/11
Wilson Sporting Goods	Louisville Slugger	Composite	Composite	YB12T	TPX Triton	05/10/11
Wilson Sporting Goods	Louisville Slugger	Metal	Composite	YB12V	Vertex	06/23/11
Wilson Sporting Goods	Louisville Slugger	Metal	Metal	YB12W	Warrior	06/23/11
Wilson Sporting Goods	Louisville Slugger	Metal	Metal	YB12WS	Warrior	12/21/11
Wilson Sporting Goods	Louisville Slugger	Metal	Metal	YB136	Omaha	08/29/12
Wilson Sporting Goods	Louisville Slugger	Composite	Composite	YB13A	Attack	06/28/12
Wilson Sporting Goods	Louisville Slugger	Composite	Composite	YB13AS	Attack	06/28/12
Wilson Sporting Goods	Louisville Slugger	Composite	Composite	YB13C	Catalyst	09/13/12
Wilson Sporting Goods	Louisville Slugger	Metal	Composite	YB13V	Vertex	08/29/12

<u>Company</u>	<u>Brand</u>	<u>Barrel Material</u>	<u>Handle Material</u>	<u>Model Number</u>	<u>Model Name</u>	<u>Date Added</u>
Wilson Sporting Goods	Louisville Slugger	Metal	Metal	YB204	TPX Response	
Wilson Sporting Goods	Louisville Slugger	Metal	Metal	YB204P	TPX Response	
Wilson Sporting Goods	Louisville Slugger	Metal	Metal	YB205	TPX Air Warrior	
Wilson Sporting Goods	Louisville Slugger	Metal	Metal	YB206	TPX Dynasty	
Wilson Sporting Goods	Louisville Slugger	Metal	Metal	YB20A	TPX Air Attach	
Wilson Sporting Goods	Louisville Slugger	Metal	Metal	YB304	TPX Gen1X Deuce	
Wilson Sporting Goods	Louisville Slugger	Metal	Metal	YB305	TPX Warrior	
Wilson Sporting Goods	Louisville Slugger	Metal	Metal	YB305P	TPX Warrior	
Wilson Sporting Goods	Louisville Slugger	Metal	Metal	YB306	TPX Warrior	
Wilson Sporting Goods	Louisville Slugger	Metal	Metal	YB354	TPX Air Omaha	
Wilson Sporting Goods	Louisville Slugger	Metal	Metal	YB355	TPX Air Omaha	
Wilson Sporting Goods	Louisville Slugger	Metal	Metal	YB406	TPX Omaha	
Wilson Sporting Goods	Louisville Slugger	Metal	Metal	YB406P	TPX Omaha Power Hitter	
Wilson Sporting Goods	Louisville Slugger	Metal	Metal	YB506	TPX Deuce	
Wilson Sporting Goods	Louisville Slugger	Metal	Metal	YB604	TPX Laser	
Wilson Sporting Goods	Louisville Slugger	Metal	Metal	YB605	TPX Laser	
Wilson Sporting Goods	Louisville Slugger	Metal	Metal	YB706	Powerized	
Wilson Sporting Goods	Louisville Slugger	Metal	Metal	YB710S	Slash	
Wilson Sporting Goods	Louisville Slugger	Metal	Metal	YB711G	Genesis	
Wilson Sporting Goods	Louisville Slugger	Metal	Metal	YB74A	TPX Air 2X	03/01/11
Wilson Sporting Goods	Louisville Slugger	Metal	Metal	YB77L	TPX Laser	03/01/11
Wilson Sporting Goods	Louisville Slugger	Metal	Metal	YB79DJ	Louisville Slugger Derek Jeter	
Wilson Sporting Goods	Louisville Slugger	Metal	Metal	YB79PS (Silver)	Louisville Slugger Pro Slugger	
Wilson Sporting Goods	Louisville Slugger	Metal	Metal	YB8	Louisville Slugger	
Wilson Sporting Goods	Louisville Slugger	Metal	Metal	YB810S	Samurai	
Wilson Sporting Goods	Louisville Slugger	Metal	Metal	YB811 PS	Louisville Slugger Pro Slugger	
Wilson Sporting Goods	Louisville Slugger	Metal	Metal	YB813G	Louisville Slugger Genesis	
Wilson Sporting Goods	Louisville Slugger	Metal	Metal	YB814R	TPX Response	
Wilson Sporting Goods	Louisville Slugger	Metal	Composite	YB83X	TPX Exogrid	01/27/11
Wilson Sporting Goods	Louisville Slugger	Metal	Metal	YB86	TPX Omaha	
Wilson Sporting Goods	Louisville Slugger	Metal	Metal	YB87W	TPX Warrior	
Wilson Sporting Goods	Louisville Slugger	Metal	Metal	YB8DJ	Louisville Slugger Derek Jeter	
Wilson Sporting Goods	Louisville Slugger	Metal	Metal	YB905	Louisville Slugger Silver Slugger MLB logo	
Wilson Sporting Goods	Louisville Slugger	Metal	Metal	YB95	TPX Omaha	03/01/11
Wilson Sporting Goods	Louisville Slugger	Metal	Metal	YB97W	TPX Warrior	
Wilson Sporting Goods	Louisville Slugger	Metal	Metal	YB98L	TPX Laser	
Wilson Sporting Goods	Louisville Slugger	Metal	Metal	YB98X	TPX Gen1X	
Wilson Sporting Goods	Louisville Slugger	Metal	Metal	YB99S	Louisville Slugger Samurai	
Wilson Sporting Goods	Louisville Slugger	Metal	Metal	YB99V	Louisville Slugger Voltage	
Wilson Sporting Goods	Louisville Slugger	Metal	Composite	YB9H2	H2 Hybrid	01/12/11
Wilson Sporting Goods	Louisville Slugger	Metal	Composite	YB9H25	H2 Hybrid	
Wilson Sporting Goods	Louisville Slugger	Metal	Composite	YB9X	TPX Exogrid	01/27/11
Wilson Sporting Goods	Louisville Slugger	Metal	Composite	YB9X5	TPX Exogrid	01/27/11
Wilson Sporting Goods	Louisville Slugger	Metal	Metal	YBAR14-RR	Armor	06/28/13
Wilson Sporting Goods	Louisville Slugger	Metal	Metal	YBAR152	Armor	06/26/14
Wilson Sporting Goods	Louisville Slugger	Metal	Metal	YBAS14-RR	Assault -13	10/15/13
Wilson Sporting Goods	Louisville Slugger	Composite	Composite	YBAT14-R5	Attack -10	10/10/13
Wilson Sporting Goods	Louisville Slugger	Composite	Composite	YBAT14-RR	Attack -12	10/10/13
Wilson Sporting Goods	Louisville Slugger	Metal	Metal	YB55X	TPX Louisville Slugger -12	01/24/11
Wilson Sporting Goods	Louisville Slugger	Composite	Composite	YBCT14-RR	Catalyst	06/28/13

<u>Company</u>	<u>Brand</u>	<u>Barrel Material</u>	<u>Handle Material</u>	<u>Model Number</u>	<u>Model Name</u>	<u>Date Added</u>
Wilson Sporting Goods	Louisville Slugger	Composite	Composite	YBC1152	Catalyst	09/08/14
Wilson Sporting Goods	Louisville Slugger	Metal	Metal	YBCU31	TPX	
Wilson Sporting Goods	Louisville Slugger	Composite	Composite	YBDH	TPX Dynasty	05/16/11
Wilson Sporting Goods	Louisville Slugger	Metal	Metal	YBGN14RR	Genesis	02/21/14
Wilson Sporting Goods	Louisville Slugger	Metal	Metal	YBGN14URR	Genesis	09/26/14
Wilson Sporting Goods	Louisville Slugger	Metal	Metal	YBK8	Omaha	01/09/13
Wilson Sporting Goods	Louisville Slugger	Metal	Metal	YBK9	Omaha 515	11/12/15
Wilson Sporting Goods	Louisville Slugger	Metal	Metal	YBLS	Louisville Slugger MLB Logo	
Wilson Sporting Goods	Louisville Slugger	Metal	Metal	YBM11	TPX Response	01/27/11
Wilson Sporting Goods	Louisville Slugger	Metal	Metal	YBMLB	Louisville Slugger MLB Logo	
Wilson Sporting Goods	Louisville Slugger	Metal	Metal	YBO5153	Omaha	06/26/14
Wilson Sporting Goods	Louisville Slugger	Metal	Metal	YBO5163	Omaha	07/30/15
Wilson Sporting Goods	Louisville Slugger	Metal	Metal	YBOM14SRR	Omaha	02/21/14
Wilson Sporting Goods	Louisville Slugger	Composite	Composite	YBP9150	Prime 915	06/26/14
Wilson Sporting Goods	Louisville Slugger	Composite	Composite	YBP9152	Prime 915	06/26/14
Wilson Sporting Goods	Louisville Slugger	Composite	Composite	YBP9160	Prime 916	07/30/15
Wilson Sporting Goods	Louisville Slugger	Composite	Composite	YBP9162	Prime 916	07/30/15
Wilson Sporting Goods	Louisville Slugger	Metal	Composite	YBS7152	Select7152	06/26/14
Wilson Sporting Goods	Louisville Slugger	Metal	Composite	YBS7162	Select 716	07/30/15
Wilson Sporting Goods	Louisville Slugger	Metal	Metal	YBVA153	Vapor	06/26/14
Wilson Sporting Goods	Louisville Slugger	Metal	Metal	YBWR14-RR	Warrior	10/10/13
Wilson Sporting Goods	Louisville Slugger	Metal	Metal	YBXA	Armor	
Wilson Sporting Goods	Louisville Slugger	Metal	Metal	YBXE	TPX	
Wilson Sporting Goods	Louisville Slugger	Metal	Composite	YBEX	Exogrid	01/11/11
Wilson Sporting Goods	Louisville Slugger	Metal	Composite	YBXH25	H2 Hybrid	
Wilson Sporting Goods	Louisville Slugger	Metal	Metal	YBXL	TPX Laser	
Wilson Sporting Goods	Louisville Slugger	Metal	Composite	YBXS	TPX Omaha XT Stiff	01/11/11
Wilson Sporting Goods	Louisville Slugger	Metal	Metal	YBXV	Louisville Slugger Voltage	
Marucci Sports	Marucci	Metal	Metal	MAYB10	CAT5	
Marucci Sports	Marucci	Metal	Metal	MYB1	ONE (Black)	08/09/13
Marucci Sports	Marucci	Metal	Composite	MYB11	Black Magic	11/18/11
Marucci Sports	Marucci	Metal	Metal	MYB1B	ONE (Blue)	08/09/13
Marucci Sports	Marucci	Metal	Metal	MYB1R	ONE (Red)	08/09/13
Marucci Sports	Marucci	Metal	Metal	MYB2	CAT5-2	
Marucci Sports	Marucci	Metal	Metal	MYBB14	Black	08/09/13
Marucci Sports	Marucci	Metal	Composite	MYBB20	Black2	10/22/12
Marucci Sports	Marucci	Composite	Composite	MYBC10	Hex Composite	10/27/14
Marucci Sports	Marucci	Metal	Metal	MYBHA12	Hex Alloy	02/17/15
Marucci Sports	Marucci	Metal	Metal	MYBT13	Team (Black)	10/22/12
Marucci Sports	Marucci	Metal	Metal	MYBT13B	Team (Blue)	10/22/12
Marucci Sports	Marucci	Metal	Metal	MYBT13R	Team (Red)	01/09/13
Mizuno USA	Mizuno	Wood	Wood	340182.8374	MZM271	11/12/15
Mizuno Japan	Mizuno	Metal	Metal	1C-JML101	Sunbeam	01/10/14
Mizuno Japan	Mizuno	Metal	Metal	2TL-71600	Sunbeam	
Mizuno USA	Mizuno USA	Wood	Wood	340182	MZM271	03/13/15
Mizuno USA	Mizuno USA	Metal	Metal	340254	Generation	06/26/14
Mizuno USA	Mizuno USA	Metal	Composite	340353	Nighthawk Hybrid	12/21/15
Mizuno USA	Mizuno USA	Metal	Metal	340358	Generation	07/30/15
Rawlings Sporting Goods	Rawlings	Metal	Metal	TARYBRAP	Raptor	
Rawlings Sporting Goods	Rawlings	Metal	Metal	WALYBPUSA	Plasma	02/21/14

<u>Company</u>	<u>Brand</u>	<u>Barrel Material</u>	<u>Handle Material</u>	<u>Model Number</u>	<u>Model Name</u>	<u>Date Added</u>
Rawlings Sporting Goods	Rawlings	Composite	Composite	YB12MC	Machine	01/16/15
Rawlings Sporting Goods	Rawlings	Metal	Metal	YB1AM	Ambush	
Rawlings Sporting Goods	Rawlings	Composite	Composite	YB5150	5150	10/01/14
Rawlings Sporting Goods	Rawlings	Metal	Metal	YB5150A	5150 Alloy	
Rawlings Sporting Goods	Rawlings	Metal	Composite	YB5150H	5150 Hybrid	01/27/11
Rawlings Sporting Goods	Rawlings	Metal	Composite	YB5150XO	5150 Exogrid	01/27/11
Rawlings Sporting Goods	Rawlings	Metal	Metal	YB51B	5150	03/01/11
Rawlings Sporting Goods	Rawlings	Metal	Metal	YB51D	5150	06/14/11
Rawlings Sporting Goods	Rawlings	Metal	Metal	YB51V	5150 VELO	12/14/11
Rawlings Sporting Goods	Rawlings	Composite	Composite	YB51X2	Exogrid Phd	03/01/11
Rawlings Sporting Goods	Rawlings	Metal	Metal	YB51XO	5150 Exogrid	
Rawlings Sporting Goods	Rawlings	Metal	Metal	YB5R13	5150	06/22/15
Rawlings Sporting Goods	Rawlings	Metal	Metal	YBAPR	Raptor	01/09/13
Rawlings Sporting Goods	Rawlings	Metal	Metal	YBARS	Arsenal	
Rawlings Sporting Goods	Rawlings	Metal	Metal	YBCBLT2	Cobalt	
Rawlings Sporting Goods	Rawlings	Metal	Metal	YBCLBR	Caliber	
Rawlings Sporting Goods	Rawlings	Metal	Metal	YBCLBR2	Caliber	
Rawlings Sporting Goods	Rawlings	Metal	Metal	YBCLBR3	Caliber	
Rawlings Sporting Goods	Rawlings	Metal	Metal	YBCM10C	Machine	01/16/15
Rawlings Sporting Goods	Rawlings	Metal	Metal	YBCQBA	Cobra	05/03/11
Rawlings Sporting Goods	Rawlings	Metal	Metal	YBDRX4	RX4	02/21/14
Rawlings Sporting Goods	Rawlings	Metal	Metal	YBFL2	Fuel	
Rawlings Sporting Goods	Rawlings	Metal	Metal	YBFL3	Fuel	
Rawlings Sporting Goods	Rawlings	Metal	Metal	YBFL4	Fuel	
Rawlings Sporting Goods	Rawlings	Metal	Metal	YBFL5	Fuel	
Rawlings Sporting Goods	Rawlings	Metal	Metal	YBFL6	Fuel	
Rawlings Sporting Goods	Rawlings	Metal	Metal	YBIR10	Rush	05/13/13
Rawlings Sporting Goods	Rawlings	Metal	Metal	YBLMP	Plasma	
Rawlings Sporting Goods	Rawlings	Metal	Metal	YBLMPG	Plasma	
Rawlings Sporting Goods	Rawlings	Composite	Composite	YBM12R	Machine	01/10/14
Rawlings Sporting Goods	Rawlings	Composite	Composite	YBMACH	Machine	03/07/12
Rawlings Sporting Goods	Rawlings	Composite	Composite	YBMC10	Mach -10	03/19/13
Rawlings Sporting Goods	Rawlings	Composite	Composite	YBMC12	Machine	08/09/13
Rawlings Sporting Goods	Rawlings	Metal	Metal	YBNEM	Nemesis	
Rawlings Sporting Goods	Rawlings	Metal	Metal	YBNEM2	Nemesis	
Rawlings Sporting Goods	Rawlings	Metal	Metal	YBPL10	Plasma	02/21/14
Rawlings Sporting Goods	Rawlings	Metal	Metal	YBPLA2	Plasma	
Rawlings Sporting Goods	Rawlings	Metal	Metal	YBPLA3	Plasma	04/27/11
Rawlings Sporting Goods	Rawlings	Metal	Metal	YBPLA4	Plasma	05/16/12
Rawlings Sporting Goods	Rawlings	Composite	Composite	YBPLAC	Plasma	07/27/12
Rawlings Sporting Goods	Rawlings	Composite	Composite	YBPLAD	Plasma	01/10/14
Rawlings Sporting Goods	Rawlings	Metal	Metal	YBPLAS	Plasma	
Rawlings Sporting Goods	Rawlings	Metal	Metal	YBPLMA	Plasma	05/13/13
Rawlings Sporting Goods	Rawlings	Metal	Metal	YBRAP	Raptor	
Rawlings Sporting Goods	Rawlings	Metal	Metal	YBRAP2	Raptor	
Rawlings Sporting Goods	Rawlings	Metal	Metal	YBRAP4	Raptor	
Rawlings Sporting Goods	Rawlings	Metal	Metal	YBRAP5	Raptor	
Rawlings Sporting Goods	Rawlings	Metal	Metal	YBRAPO	Raptor	02/21/14
Rawlings Sporting Goods	Rawlings	Metal	Metal	YBRAPT	Raptor	
Rawlings Sporting Goods	Rawlings	Metal	Metal	YBRAPW	Raptor	07/27/12

<u>Company</u>	<u>Brand</u>	<u>Barrel Material</u>	<u>Handle Material</u>	<u>Model Number</u>	<u>Model Name</u>	<u>Date Added</u>
Rawlings Sporting Goods	Rawlings	Metal	Metal	YBRAW	Wicked	12/21/15
Rawlings Sporting Goods	Rawlings	Metal	Metal	YBREC	Recon	
Rawlings Sporting Goods	Rawlings	Metal	Metal	YBREC2	Recon	
Rawlings Sporting Goods	Rawlings	Metal	Metal	YBREC0	Recon	05/03/11
Rawlings Sporting Goods	Rawlings	Metal	Metal	YBREN	Renegade	
Rawlings Sporting Goods	Rawlings	Metal	Metal	YBREN2	Renegade	
Rawlings Sporting Goods	Rawlings	Metal	Metal	YBREN3	Renegade	
Rawlings Sporting Goods	Rawlings	Metal	Metal	YBRIV	Rival	
Rawlings Sporting Goods	Rawlings	Metal	Metal	YBRIV2	Rival	
Rawlings Sporting Goods	Rawlings	Composite	Composite	YBRMC	MACH 2	04/14/14
Rawlings Sporting Goods	Rawlings	Metal	Metal	YBRP11	Raptor	06/22/15
Rawlings Sporting Goods	Rawlings	Composite	Composite	YBRP14	Prodigy	05/12/15
Rawlings Sporting Goods	Rawlings	Metal	Metal	YBRR11		
Rawlings Sporting Goods	Rawlings	Metal	Composite	YBRSHGD	Rush Gold	01/27/11
Rawlings Sporting Goods	Rawlings	Metal	Metal	YBRSHGL	Rush Gold Lite	
Rawlings Sporting Goods	Rawlings	Metal	Metal	YBRSVG	Savage	12/21/15
Rawlings Sporting Goods	Rawlings	Composite	Composite	YBRV11	Velo	06/22/15
Rawlings Sporting Goods	Rawlings	Metal	Metal	YBRX4	RX4	06/25/14
Rawlings Sporting Goods	Rawlings	Metal	Metal	YBRX4A	RX4	05/09/14
Rawlings Sporting Goods	Rawlings	Metal	Metal	YBRX4S	RX4	02/21/14
Rawlings Sporting Goods	Rawlings	Metal	Composite	YBSLVR	Plasma Silver	01/27/11
Rawlings Sporting Goods	Rawlings	Metal	Metal	YBSTRV2	Strive	
Rawlings Sporting Goods	Rawlings	Metal	Metal	YBSTRV3	Strive	
Rawlings Sporting Goods	Rawlings	Metal	Metal	YBSVG	Savage	
Rawlings Sporting Goods	Rawlings	Metal	Metal	YBSVG2	Savage	
Rawlings Sporting Goods	Rawlings	Metal	Metal	YBSVG3	Savage	05/03/11
Rawlings Sporting Goods	Rawlings	Metal	Metal	YBTRMP	Triumph	
Rawlings Sporting Goods	Rawlings	Metal	Metal	YBTRMP2	Triumph	
Rawlings Sporting Goods	Rawlings	Metal	Metal	YBVCTY	Velocity	
Rawlings Sporting Goods	Rawlings	Metal	Metal	YBVCTY2	Velocity	
Rawlings Sporting Goods	Rawlings	Metal	Metal	YBVCTY3	Velocity	
Rude American Bat Company	Rawlings	Metal	Metal	RA28P-10LL	MOAB POWER ENGINEERED	01/14/15
Rude American Bat Company	Rawlings	Metal	Metal	RA28S-10LL	MOAB SPEED ENGINEERED	01/14/15
Rude American Bat Company	Rawlings	Metal	Metal	RA29P-10LL	MOAB POWER ENGINEERED	01/14/15
Rude American Bat Company	Rawlings	Metal	Metal	RA29S-10LL	MOAB SPEED ENGINEERED	01/14/15
Rude American Bat Company	Rawlings	Metal	Metal	RA30P-10LL	MOAB POWER ENGINEERED	01/14/15
Rude American Bat Company	Rawlings	Metal	Metal	RA30S-10LL	MOAB SPEED ENGINEERED	01/14/15
Rude American Bat Company	Rawlings	Metal	Metal	RA31P-10LL	MOAB POWER ENGINEERED	01/14/15
Rude American Bat Company	Rawlings	Metal	Metal	RA31S-10LL	MOAB SPEED ENGINEERED	01/14/15
Rude American Bat Company	Rawlings	Metal	Metal	RA32P-10LL	MOAB POWER ENGINEERED	01/14/15
Rude American Bat Company	Rawlings	Metal	Metal	RA32S-10LL	MOAB SPEED ENGINEERED	01/14/15
Original Maple Bat	Sam Bat	Wood	Wood	CD1	CD1	06/26/14
Rawlings Sporting Goods	Worth	Composite	Composite	3DXYB	3DX	
Rawlings Sporting Goods	Worth	Metal	Metal	ALYB	Copperhead	
Rawlings Sporting Goods	Worth	Metal	Metal	ALYB2	Copperhead	
Rawlings Sporting Goods	Worth	Metal	Metal	AMPYB	Ampl	
Rawlings Sporting Goods	Worth	Composite	Composite	ASYB	Asylum	
Rawlings Sporting Goods	Worth	Metal	Metal	B5PYB	Prodigy	
Rawlings Sporting Goods	Worth	Metal	Composite	BCT2210	Dura Comp LL	03/22/11
Rawlings Sporting Goods	Worth	Metal	Metal	BLADYB	Blade	
Rawlings Sporting Goods	Worth	Metal	Metal	CH10	Copperhead	
Rawlings Sporting Goods	Worth	Metal	Metal	CH13	Copperhead	

<u>Company</u>	<u>Brand</u>	<u>Barrel Material</u>	<u>Handle Material</u>	<u>Model Number</u>	<u>Model Name</u>	<u>Date Added</u>
Rawlings Sporting Goods	Worth	Metal	Metal	CHYB	Copperhead	
Rawlings Sporting Goods	Worth	Metal	Metal	CUYB		
Rawlings Sporting Goods	Worth	Metal	Metal	ESTYB	EST	
Rawlings Sporting Goods	Worth	Metal	Metal	GX4YB	GX4	
Rawlings Sporting Goods	Worth	Metal	Metal	LAMP	Amp	
Rawlings Sporting Goods	Worth	Metal	Metal	LC12	Copperhead	
Rawlings Sporting Goods	Worth	Metal	Metal	LC412	Copperhead	
Rawlings Sporting Goods	Worth	Metal	Metal	LC412W	Copperhead	
Rawlings Sporting Goods	Worth	Metal	Metal	LC413	Copperhead	
Rawlings Sporting Goods	Worth	Metal	Metal	LC4P	Copperhead	
Rawlings Sporting Goods	Worth	Metal	Metal	LCMG	MG46	
Rawlings Sporting Goods	Worth	Metal	Metal	LLBA	Copperhead	
Rawlings Sporting Goods	Worth	Metal	Metal	LP49	Powerzone	
Rawlings Sporting Goods	Worth	Metal	Metal	LP4A	Powercell	
Rawlings Sporting Goods	Worth	Metal	Metal	LPW8	Wicked	
Rawlings Sporting Goods	Worth	Metal	Metal	LW2		
Rawlings Sporting Goods	Worth	Metal	Metal	LW2C		
Rawlings Sporting Goods	Worth	Metal	Metal	LW3	PowerPlus	
Rawlings Sporting Goods	Worth	Metal	Metal	LW4	Powerflex	
Rawlings Sporting Goods	Worth	Metal	Metal	LW45C	Copperhead	
Rawlings Sporting Goods	Worth	Metal	Metal	LW4B		
Rawlings Sporting Goods	Worth	Metal	Metal	LW4P	Powerflex	
Rawlings Sporting Goods	Worth	Metal	Metal	LW4W	Copperhead	
Rawlings Sporting Goods	Worth	Metal	Metal	LYB13	Prodigy	
Rawlings Sporting Goods	Worth	Metal	Metal	P313	Prodigy	
Rawlings Sporting Goods	Worth	Metal	Metal	POC13	Prodigy	
Rawlings Sporting Goods	Worth	Metal	Metal	PR13L/PR13R	Prodigy	
Rawlings Sporting Goods	Worth	Metal	Metal	REYB	Revolver	
Rawlings Sporting Goods	Worth	Metal	Metal	SILYB	Silencer	
Rawlings Sporting Goods	Worth	Metal	Metal	W8YB	Blade	
Rawlings Sporting Goods	Worth	Metal	Metal	W8YB11	Copperhead	
Rawlings Sporting Goods	Worth	Metal	Metal	WBB12	Blade	
Rawlings Sporting Goods	Worth	Metal	Metal	WICK10	Wicked	
Rawlings Sporting Goods	Worth	Metal	Metal	WICK11T	Wicked	
Rawlings Sporting Goods	Worth	Metal	Metal	WICK12	Wicked	
Rawlings Sporting Goods	Worth	Metal	Metal	WINYB	Insanity	
Rawlings Sporting Goods	Worth	Metal	Metal	WOB8		
Rawlings Sporting Goods	Worth	Metal	Metal	WPW9	Whiplash	
Rawlings Sporting Goods	Worth	Metal	Metal	WWL405		
Rawlings Sporting Goods	Worth	Metal	Metal	WWL9		
Rawlings Sporting Goods	Worth	Metal	Metal	WWLL		
Rawlings Sporting Goods	Worth	Metal	Metal	WWYBC	Wicked	
Rawlings Sporting Goods	Worth	Metal	Metal	WYB11	Insanity	
Rawlings Sporting Goods	Worth	Metal	Metal	WYB9		
Rawlings Sporting Goods	Worth	Metal	Metal	WYBSN	Copperhead	
Rawlings Sporting Goods	Worth	Metal	Metal	WYBSN2	Copperhead	
Rawlings Sporting Goods	Worth	Metal	Metal	YB454	454 Titan	09/30/11
Rawlings Sporting Goods	Worth	Metal	Metal	YBA11	AMP	02/21/14
Rawlings Sporting Goods	Worth	Metal	Metal	YBA11R	AMP	02/21/14
Rawlings Sporting Goods	Worth	Metal	Metal	YBAM13	Amp	05/03/11
Rawlings Sporting Goods	Worth	Metal	Metal	YBAMP	Amp	
Rawlings Sporting Goods	Worth	Metal	Metal	YBAMPL	Amp	
Rawlings Sporting Goods	Worth	Metal	Metal	YBC11	AMP	05/16/12
Rawlings Sporting Goods	Worth	Metal	Metal	YBC11	Copperhead Alloy	09/15/11
Rawlings Sporting Goods	Worth	Metal	Metal	YBC11R	Copperhead	01/06/13

<u>Company</u>	<u>Brand</u>	<u>Barrel Material</u>	<u>Handle Material</u>	<u>Model Number</u>	<u>Model Name</u>	<u>Date Added</u>
Rawlings Sporting Goods	Worth	Metal	Metal	YBCH10	Copperhead	
Rawlings Sporting Goods	Worth	Metal	Metal	YBCH50	CH50	05/16/12
Rawlings Sporting Goods	Worth	Metal	Metal	YBCHO	Copperhead	09/15/11
Rawlings Sporting Goods	Worth	Metal	Metal	YBCHX	Copperhead	
Rawlings Sporting Goods	Worth	Metal	Metal	YBCX12	Prodigy	
Rawlings Sporting Goods	Worth	Metal	Metal	YBLAMP	Amp	
Rawlings Sporting Goods	Worth	Metal	Metal	YBLM13	Mutant	
Rawlings Sporting Goods	Worth	Metal	Metal	YBMUT	Mutant	
Rawlings Sporting Goods	Worth	Composite	Composite	YBPR12	Prodigy Legit	05/16/12
Rawlings Sporting Goods	Worth	Metal	Metal	YBSNK	Copperhead	
Rawlings Sporting Goods	Worth	Metal	Metal	YBTP13	Toxic	
Rawlings Sporting Goods	Worth	Metal	Metal	YBTXW	Toxic	05/03/11
Rawlings Sporting Goods	Worth	Metal	Metal	YBW20	Wicked	
Rawlings Sporting Goods	Worth	Metal	Metal	YBW2W	Wicked	10/22/12
Rawlings Sporting Goods	Worth	Metal	Metal	YBWCK	Wicked	



## SAN LORENZO LITTLE LEAGUE INC.

WARNING: Protective equipment cannot prevent all injuries a player might receive while participating in Baseball / Softball.

### WHAT PARENTS SHOULD KNOW ABOUT LITTLE LEAGUE INSURANCE

The Little League Insurance Program is designed to afford protection to all participants at the most economical cost to the local league. The Little League Player Accident Policy is an excess coverage, accident only plan, to be used as a supplement to other insurance carried under a family policy or insurance provided by parent's employer. If there is no primary coverage, Little League insurance will provide benefits for eligible charges, up to Usual and Customary allowances for your area, after a \$50.00 deductible per claim, up to the maximum stated benefits.

This plan makes it possible to offer exceptional, affordable protection with assurance to parents that adequate coverage is in force for all chartered and insured Little League approved programs and events.

If your child sustains a covered injury while taking part in a scheduled Little League Baseball or Softball game or practice, here is how the insurance works:

1. The Little League Baseball accident notification form must be completed by parents (if the claimant is under 19 years of age) and a league official and forwarded directly to Little League Headquarters within 20 days after the accident. A photocopy of the form should be made and kept by the parent/claimant. Initial medical/dental treatment must be rendered within 30 days of the Little League accident.
2. Itemized bills, including description of service, date of service, procedure and diagnosis codes for medical services/supplies and/or other documentation related to a claim for benefits are to be provided within 90 days after the accident. In no event shall such proof be furnished later than 12 months from the date the initial medical expense was incurred.
3. When other insurance is present, parents or claimant must forward copies of the Explanation of Benefits or Notice/Letter of Denial for each charge directly to Little League Headquarters, even if the charges do not exceed the deductible of the primary insurance program.
4. Policy provides benefits for eligible medical expenses incurred within 52 weeks of the accident, subject to Excess Coverage and Exclusion provisions of the plan.
5. Limited deferred medical/dental benefits may be available for necessary treatment after the 52-week time limit when: (a) Deferred medical benefits apply when necessary treatment requiring the removal of a pin /plate, applied to transfix a bone in the year of injury, or scar tissue removal, after the 52-week time limit is required. The Company will pay the Reasonable Expense incurred, subject to the Policy's maximum limit of \$100,000 for any one injury to any one Insured. However, in no event will any benefit be paid under this provision for any expenses incurred more than 24 months from the date the injury was sustained. (b) If the Insured incurs Injury, to sound, natural teeth and Necessary Treatment requires treatment for that Injury be postponed to a date more than 52 weeks after the injury due to, but not limited to, the physiological changes of a growing child, the Company will pay the lesser of: 1. A maximum of \$1,500; or 2. Reasonable Expenses incurred for the deferred dental treatment. Reasonable Expenses incurred for deferred dental treatment are only covered if they are incurred on or before the Insured's 23rd birthday. Reasonable Expenses incurred for deferred root canal therapy are only covered if they are incurred within 104 weeks after the date the Injury occurs. No payment will be made for deferred treatment unless the Physician submits written certification, within 52 weeks after the accident, that the treatment must be postponed for the above stated reasons. Benefits are payable subject to the Excess Coverage and the Exclusions provisions of the Policy.

We hope this brief summary has been helpful in a better understanding of an important aspect of the operation of the Little League endorsed insurance program.

*San Lorenzo Little League President:* \_\_\_\_\_

## Little League® Baseball & Softball CLAIM FORM INSTRUCTIONS



**WARNING** — It is important that parents/guardians and players note that: *Protective equipment cannot prevent all injuries a player might receive while participating in baseball/softball.*

To expedite league personnel's reporting of injuries, we have prepared guidelines to use as a checklist in completing reports. It will save time -- and speed your payment of claims.

The National Union Fire Insurance Company of Pittsburgh, Pa. (NUFIC) Accident Master Policy acquired through Little League® contains an "Excess Coverage Provision" whereby all personal and/or group insurance shall be used first.

The Accident Claim Form must be fully completed, including a Social Security Number, for processing. To help explain insurance coverage to parents/guardians refer to *What Parents Should Know* on the internet that should be reproduced on your league's letterhead and distributed to parents/guardians of all participants at registration time.

If injuries occur, initially it is necessary to determine whether claimant's parents/guardians or the claimant has other insurance such as group, employer, Blue Cross and Blue Shield, etc., which pays benefits. (This information should be obtained at the time of registration prior to tryouts.) If such coverage is provided, the claim must be filed first with the primary company under which the parent/guardian or claimant is insured.

When filing a claim, all medical costs should be fully itemized and forwarded to Little League International. If no other insurance is in effect, a letter from the parent/guardian or claimant's employer explaining the lack of group or employer insurance should accompany the claim form.

The NUFIC Accident Policy is acquired by leagues, not parents, and provides comprehensive coverage at an affordable cost. Accident coverage is underwritten by National Union Fire Insurance Company of Pittsburgh, a Pennsylvania Insurance company, with its principal place of business at 175 Water Street, 18th Floor, New York, NY 10038. It is currently authorized to transact business in all states and the District of Columbia. NAIC Number 19445. This is a brief description of the coverage available under the policy. The policy will contain limitations, exclusions, and termination provisions. Full details of the coverage are contained in the Policy. If there are any conflicts between this document and the Policy, the Policy shall govern.

The current insurance rates would not be possible without your help in stressing safety programs at the local level. The ASAP manual, **League Safety Officer Program Kit**, is recommended for use by your Safety Officer.

## TREATMENT OF DENTAL INJURIES

Deferred Dental Treatment for claims or injuries occurring in 2002 and beyond: If the insured incurs injury to sound, natural teeth and necessary treatment requires that dental treatment for that injury must be postponed to a date more than 52 weeks after the date of the injury due to, but not limited to, the physiological changes occurring to an insured who is a growing child, we will pay the lesser of the maximum benefit of \$1,500.00 or the reasonable expense incurred for the deferred dental treatment. Reasonable expenses incurred for deferred dental treatment are only covered if they are incurred on or before the insured's 23rd birthday. Reasonable Expenses incurred for deferred root canal therapy are only covered if they are incurred within 104 weeks after the date the Injury is sustained.

## CHECKLIST FOR PREPARING CLAIM FORM

1. Print or type all information.
2. Complete all portions of the claim form before mailing to our office.
3. Be sure to include league name and league ID number.

### PART I - CLAIMANT, OR PARENT(S)/GUARDIAN(S), IF CLAIMANT IS A MINOR

1. The adult claimant or parent(s)/guardians(s) must sign this section, **if the claimant is a minor.**
2. Give the name and address of the injured person, along with the name and address of the parent(s)/guardian(s), if claimant is a minor.
3. Fill out all sections, including check marks in the appropriate boxes for all categories. **Do not leave any section blank. This will cause a delay in processing your claim and a copy of the claim form will be returned to you for completion.**
4. It is mandatory to forward information on other insurance. Without that information there will be a delay in processing your claim. If no insurance, written verification from each parent/spouse employer must be submitted.
5. Be certain all necessary papers are attached to the claim form. (See instruction 3.) Only itemized bills are acceptable.
6. On dental claims, it is necessary to submit charges to the major medical and dental insurance company of the claimant, or parent(s)/guardian(s) if claimant is a minor. "Accident-related treatment to whole, sound, natural teeth as a direct and independent result of an accident" must be stated on the form and bills. Please forward a copy of the insurance company's response to Little League International. Include the claimant's name, league ID, and year of the injury on the form.

### PART II - LEAGUE STATEMENT

1. This section must be filled out, signed and dated by the **league official.**
2. Fill out all sections, including check marks in the appropriate boxes for all categories. **Do not leave any section blank. This will cause a delay in processing your claim and a copy of the claim form will be returned to you for completion.**

**IMPORTANT:** Notification of a claim should be filed with Little League International within 20 days of the incident for the current season.



# Little League Baseball and Softball MEDICAL RELEASE



**NOTE:** To be carried by any Regular Season or Tournament Team Manager together with team roster or International Tournament affidavit.

Player: \_\_\_\_\_ Date of Birth: \_\_\_\_\_ Gender (M/F): \_\_\_\_\_

Parent (s)/Guardian Name: \_\_\_\_\_ Relationship: \_\_\_\_\_

Parent (s)/Guardian Name: \_\_\_\_\_ Relationship: \_\_\_\_\_

Player's Address: \_\_\_\_\_ City: \_\_\_\_\_ State/Country: \_\_\_\_\_ Zip: \_\_\_\_\_

Home Phone: \_\_\_\_\_ Work Phone: \_\_\_\_\_ Mobile Phone: \_\_\_\_\_

**PARENT OR LEGAL GUARDIAN AUTHORIZATION:** Email: \_\_\_\_\_

In case of emergency, if family physician cannot be reached, I hereby authorize my child to be treated by Certified Emergency Personnel. (i.e. EMT, First Responder, E.R. Physician)

Family Physician: \_\_\_\_\_ Phone: \_\_\_\_\_

Address: \_\_\_\_\_ City: \_\_\_\_\_ State/Country: \_\_\_\_\_

Hospital Preference: \_\_\_\_\_

Parent Insurance Co: \_\_\_\_\_ Policy No.: \_\_\_\_\_ Group ID#: \_\_\_\_\_

League Insurance Co: \_\_\_\_\_ Policy No.: \_\_\_\_\_ League/Group ID#: \_\_\_\_\_

**If parent(s)/legal guardian cannot be reached in case of emergency, contact:**

Name Phone Relationship to Player

Name Phone Relationship to Player

Please list any allergies/medical problems, including those requiring maintenance medication. (i.e. Diabetic, Asthma, Seizure Disorder)

Medical Diagnosis	Medication	Dosage	Frequency of Dosage

Date of last Tetanus Toxoid Booster: \_\_\_\_\_

The purpose of the above listed information is to ensure that medical personnel have details of any medical problem which may interfere with or alter treatment.

Mr./Mrs./Ms. \_\_\_\_\_  
Authorized Parent/Guardian Signature Date:

**FOR LEAGUE USE ONLY:**

League Name: **SAN LORENZO** League ID: **405-45-14**

Division: \_\_\_\_\_ Team: \_\_\_\_\_ Date: \_\_\_\_\_



# LITTLE LEAGUE® BASEBALL AND SOFTBALL ACCIDENT NOTIFICATION FORM INSTRUCTIONS



**Send Completed Form To:**  
 Little League® International  
 539 US Route 15 Hwy, PO Box 3485  
 Williamsport PA 17701-0485  
**Accident Claim Contact Numbers:**  
 Phone: 570-327-1674 Fax: 570-326-9280

Accident & Health (U.S.)

1. This form must be completed by parents (if claimant is under 19 years of age) and a league official and forwarded to Little League Headquarters within 20 days after the accident. A photocopy of this form should be made and kept by the claimant/parent. Initial medical/dental treatment must be rendered within 30 days of the Little League accident.
2. Itemized bills including description of service, date of service, procedure and diagnosis codes for medical services/supplies and/or other documentation related to claim for benefits are to be provided within 90 days after the accident date. In no event shall such proof be furnished later than 12 months from the date the medical expense was incurred.
3. When other insurance is present, parents or claimant must forward copies of the Explanation of Benefits or Notice/Letter of Denial for each charge directly to Little League Headquarters, even if the charges do not exceed the deductible of the primary insurance program.
4. Policy provides benefits for eligible medical expenses incurred within 52 weeks of the accident, subject to Excess Coverage and Exclusion provisions of the plan.
5. **Limited** deferred medical/dental benefits may be available for necessary treatment incurred after 52 weeks. Refer to insurance brochure provided to the league president, or contact Little League Headquarters within the year of injury.
6. Accident Claim Form must be fully completed - including Social Security Number (SSN) - for processing.

League Name SAN LORENZO			League I.D. 405-45-14			
Name of Injured Person/Claimant		SSN	PART 1	Date of Birth (MM/DD/YY)	Age	Sex <input type="checkbox"/> Female <input type="checkbox"/> Male
Name of Parent/Guardian, if Claimant is a Minor				Home Phone (Inc. Area Code) ( ) ( )	Bus. Phone (Inc. Area Code) ( ) ( )	
Address of Claimant			Address of Parent/Guardian, if different			

The Little League Master Accident Policy provides benefits in **excess** of benefits from other insurance programs subject to a \$50 deductible per injury. "Other insurance programs" include family's personal insurance, student insurance through a school or insurance through an employer for employees and family members. Please CHECK the appropriate boxes below. If YES, follow instruction 3 above.

Does the insured Person/Parent/Guardian have any insurance through:

Employer Plan	<input type="checkbox"/> Yes	<input type="checkbox"/> No	School Plan	<input type="checkbox"/> Yes	<input type="checkbox"/> No
Individual Plan	<input type="checkbox"/> Yes	<input type="checkbox"/> No	Dental Plan	<input type="checkbox"/> Yes	<input type="checkbox"/> No

Date of Accident	Time of Accident <input type="checkbox"/> AM <input type="checkbox"/> PM	Type of Injury
------------------	---	----------------

Describe exactly how accident happened, including playing position at the time of accident:

Check all applicable responses in **each** column:

- |   |   |   |   |   |
|---|---|---|---|---|
| <input type="checkbox"/> BASEBALL         | <input type="checkbox"/> CHALLENGER (4-18)            | <input type="checkbox"/> PLAYER               | <input type="checkbox"/> TRYOUTS          | <input type="checkbox"/> SPECIAL EVENT (NOT GAMES)  |
| <input type="checkbox"/> SOFTBALL         | <input type="checkbox"/> T-BALL (4-7)                 | <input type="checkbox"/> MANAGER, COACH       | <input type="checkbox"/> PRACTICE         | <input type="checkbox"/> SPECIAL GAME(S) (Submit a copy of your approval from Little League Incorporated) |
| <input type="checkbox"/> CHALLENGER       | <input type="checkbox"/> MINOR (6-12)                 | <input type="checkbox"/> VOLUNTEER UMPIRE     | <input type="checkbox"/> SCHEDULED GAME   |   |
| <input type="checkbox"/> TAD (2ND SEASON) | <input type="checkbox"/> LITTLE LEAGUE(9-12)          | <input type="checkbox"/> PLAYER AGENT         | <input type="checkbox"/> TRAVEL TO        |   |
|   | <input type="checkbox"/> INTERMEDIATE (50/70) (11-13) | <input type="checkbox"/> OFFICIAL SCOREKEEPER | <input type="checkbox"/> TRAVEL FROM      |   |
|   | <input type="checkbox"/> JUNIOR (12-14)               | <input type="checkbox"/> SAFETY OFFICER       | <input type="checkbox"/> TOURNAMENT       |   |
|   | <input type="checkbox"/> SENIOR (13-16)               | <input type="checkbox"/> VOLUNTEER WORKER     | <input type="checkbox"/> OTHER (Describe) |   |
|   | <input type="checkbox"/> BIG (14-18)                  |   |   |   |

I hereby certify that I have read the answers to all parts of this form and to the best of my knowledge and belief the information contained is complete and correct as herein given.

I understand that it is a crime for any person to intentionally attempt to defraud or knowingly facilitate a fraud against an insurer by submitting an application or filing a claim containing a false or deceptive statement(s). See Remarks section on reverse side of form.

I hereby authorize any physician, hospital or other medically related facility, insurance company or other organization, institution or person that has any records or knowledge of me, and/or the above named claimant, or our health, to disclose, whenever requested to do so by Little League and/or National Union Fire Insurance Company of Pittsburgh, Pa. A photostatic copy of this authorization shall be considered as effective and valid as the original.

Date	Claimant/Parent/Guardian Signature (In a two parent household, both parents must sign this form.)
Date	Claimant/Parent/Guardian Signature

**For Residents of California:**

Any person who knowingly presents a false or fraudulent claim for the payment of a loss is guilty of a crime and may be subject to fines and confinement in state prison.

**For Residents of New York:**

Any person who knowingly and with the intent to defraud any insurance company or other person files an application for insurance or statement of claim containing any materially false information, or conceals for the purpose of misleading, information concerning any fact material thereto, commits a fraudulent insurance act, which is a crime, and shall also be subject to a civil penalty not to exceed five thousand dollars and the stated value of the claim for each such violation.

**For Residents of Pennsylvania:**

Any person who knowingly and with intent to defraud any insurance company or other person files an application for insurance or statement of claim containing any materially false information or conceals for the purpose of misleading, information concerning any fact material thereto commits a fraudulent insurance act, which is a crime and subjects such person to criminal and civil penalties.

**For Residents of All Other States:**

Any person who knowingly presents a false or fraudulent claim for payment of a loss or benefit or knowingly presents false information in an application for insurance is guilty of a crime and may be subject to fines and confinement in prison.

**PART 2 - LEAGUE STATEMENT (Other than Parent or Claimant)**

Name of League	Name of Injured Person/Claimant	League I.D. Number
Name of League Official		Position in League
Address of League Official		Telephone Numbers (Inc. Area Codes) Residence: ( ) Business: ( ) Fax: ( )

Were you a witness to the accident? Yes No  
Provide names and addresses of any known witnesses to the reported accident.

Check the boxes for all appropriate items below. At least one item in each column must be selected.

POSITION WHEN INJURED	INJURY	PART OF BODY	CAUSE OF INJURY
<input type="checkbox"/> 01 1ST	<input type="checkbox"/> 01 ABRASION	<input type="checkbox"/> 01 ABDOMEN	<input type="checkbox"/> 01 BATTED BALL
<input type="checkbox"/> 02 2ND	<input type="checkbox"/> 02 BITES	<input type="checkbox"/> 02 ANKLE	<input type="checkbox"/> 02 BATTING
<input type="checkbox"/> 03 3RD	<input type="checkbox"/> 03 CONCUSSION	<input type="checkbox"/> 03 ARM	<input type="checkbox"/> 03 CATCHING
<input type="checkbox"/> 04 BATTER	<input type="checkbox"/> 04 CONTUSION	<input type="checkbox"/> 04 BACK	<input type="checkbox"/> 04 COLLIDING
<input type="checkbox"/> 05 BENCH	<input type="checkbox"/> 05 DENTAL	<input type="checkbox"/> 05 CHEST	<input type="checkbox"/> 05 COLLIDING WITH FENCE
<input type="checkbox"/> 06 BULLPEN	<input type="checkbox"/> 06 DISLOCATION	<input type="checkbox"/> 06 EAR	<input type="checkbox"/> 06 FALLING
<input type="checkbox"/> 07 CATCHER	<input type="checkbox"/> 07 DISMEMBERMENT	<input type="checkbox"/> 07 ELBOW	<input type="checkbox"/> 07 HIT BY BAT
<input type="checkbox"/> 08 COACH	<input type="checkbox"/> 08 EPIPHYSES	<input type="checkbox"/> 08 EYE	<input type="checkbox"/> 08 HORSEPLAY
<input type="checkbox"/> 09 COACHING BOX	<input type="checkbox"/> 09 FATALITY	<input type="checkbox"/> 09 FACE	<input type="checkbox"/> 09 PITCHED BALL
<input type="checkbox"/> 10 DUGOUT	<input type="checkbox"/> 10 FRACTURE	<input type="checkbox"/> 10 FATALITY	<input type="checkbox"/> 10 RUNNING
<input type="checkbox"/> 11 MANAGER	<input type="checkbox"/> 11 HEMATOMA	<input type="checkbox"/> 11 FOOT	<input type="checkbox"/> 11 SHARP OBJECT
<input type="checkbox"/> 12 ON DECK	<input type="checkbox"/> 12 HEMORRHAGE	<input type="checkbox"/> 12 HAND	<input type="checkbox"/> 12 SLIDING
<input type="checkbox"/> 13 OUTFIELD	<input type="checkbox"/> 13 LACERATION	<input type="checkbox"/> 13 HEAD	<input type="checkbox"/> 13 TAGGING
<input type="checkbox"/> 14 PITCHER	<input type="checkbox"/> 14 PUNCTURE	<input type="checkbox"/> 14 HIP	<input type="checkbox"/> 14 THROWING
<input type="checkbox"/> 15 RUNNER	<input type="checkbox"/> 15 RUPTURE	<input type="checkbox"/> 15 KNEE	<input type="checkbox"/> 15 THROWN BALL
<input type="checkbox"/> 16 SCOREKEEPER	<input type="checkbox"/> 16 SPRAIN	<input type="checkbox"/> 16 LEG	<input type="checkbox"/> 16 OTHER
<input type="checkbox"/> 17 SHORTSTOP	<input type="checkbox"/> 17 SUNSTROKE	<input type="checkbox"/> 17 LIPS	<input type="checkbox"/> 17 UNKNOWN
<input type="checkbox"/> 18 TO/FROM GAME	<input type="checkbox"/> 18 OTHER	<input type="checkbox"/> 18 MOUTH	
<input type="checkbox"/> 19 UMPIRE	<input type="checkbox"/> 19 UNKNOWN	<input type="checkbox"/> 19 NECK	
<input type="checkbox"/> 20 OTHER	<input type="checkbox"/> 20 PARALYSIS/ PARAPLEGIC	<input type="checkbox"/> 20 NOSE	
<input type="checkbox"/> 21 UNKNOWN		<input type="checkbox"/> 21 SHOULDER	
<input type="checkbox"/> 22 WARMING UP		<input type="checkbox"/> 22 SIDE	
		<input type="checkbox"/> 23 TEETH	
		<input type="checkbox"/> 24 TESTICLE	
		<input type="checkbox"/> 25 WRIST	
		<input type="checkbox"/> 26 UNKNOWN	
		<input type="checkbox"/> 27 FINGER	

Does your league use batting helmets with attached face guards? YES NO  
If YES, are they Mandatory or Optional At what levels are they used?

I hereby certify that the above named claimant was injured while covered by the Little League Baseball Accident Insurance Policy at the time of the reported accident. I also certify that the information contained in the Claimant's Notification is true and correct as stated, to the best of my knowledge.

Date	League Official Signature	Page 55
------	---------------------------	---------

# General Liability Claim Form

Send Completed form to:  
**Little League Baseball and Softball**  
**539 US Route 15 Hwy**  
**P.O. Box 3485**  
**Williamsport, Pennsylvania 17701-0485**  
**(570) 326-1921 Fax (570) 326-2951**

(LEXINGTON USE ONLY)

Telephone immediate notice to Little League® International

CN

--	--	--	--	--	--	--	--	--	--

<b>Insured</b>	Name of League		League I.D. Number (Used as location code)						
	Name of League Official (please print)		Position in League						
	Address of League Official (Street, City, State, Zip)		Phone No. (Res.)						
				Phone No. (Bus.)					
Time and Place of Accident	Date of Accident	Hour	<input type="checkbox"/> AM	Accident occurred at (Street, City, State, Zip)					
	Arising out of Operations conducted at		<input type="checkbox"/> PM						
	Was Police Report made? If yes, where? <input type="checkbox"/> Yes <input type="checkbox"/> No								

Description of Accident State cause and describe facts surrounding accident (Use reverse side if needed)

Who owns Premises	Person in charge of Premises
-------------------	------------------------------

Coverage Data	Limits BI/PD:	Med. Pay: None	Elevator: Yes	Products: Yes	Cont: Yes
	Policy Number		Policy Dates: Begin: End:		
Is there any other insurance applicable to this risk? <input type="checkbox"/> Yes <input type="checkbox"/> No					

Property Damage	Name of Owner		Description of Property		
	Address (Street, City, State, Zip)		Name of Insurance Co.		
	Nature and Extent of Damages and Estimate of Repair				

Insured Person and Injuries	Name		Phone No. (Res)		
	Address (Street, City, State, Zip)		Occupation	Age	<input type="checkbox"/> Married <input type="checkbox"/> Single
	Employers Name and Address				

Did you provide or authorize medical attention? <input type="checkbox"/> Yes <input type="checkbox"/> No	Attending Doctor's Name and Address
Description of Injury	

Where was the injured taken after accident?	Probable length of Disability
---	-------------------------------

Witnesses:

Name, Address, Phone Number
Name, Address, Phone Number
Name, Address, Phone Number

Date of Report:	Signature of League Official:	Position in League
-----------------	-------------------------------	--------------------

USE REVERSE SIDE FOR DIAGRAM AND ANY OTHER INFORMATION OF IMPORTANCE IN REPORTING THE ACCIDENT Page 56





### **Applicable in Arizona**

For your protection, Arizona law requires the following statement to appear on this form. Any person who knowingly presents a false or fraudulent claim for payment of a loss is subject to criminal and civil penalties.

### **Applicable in Arkansas, Delaware, District of Columbia, Kentucky, Louisiana, Maine, Michigan, New Jersey, New Mexico, New York, North Dakota, Pennsylvania, South Dakota, Tennessee, Texas, Virginia and West Virginia**

Any person who knowingly and with intent to defraud any insurance company or another person, files a statement of claim containing any materially false information, or conceals for the purpose of misleading, information concerning any fact, material thereto, commits a fraudulent insurance act, which is a crime, subject to criminal prosecution and [NY: substantial] civil penalties. In DC, LA, ME, TN and VA, insurance benefits may also be denied.

### **Applicable in California**

For your protection, California law requires the following to appear on this form: Any person who knowingly presents a false or fraudulent claim for payment of a loss is guilty of a crime and may be subject to fines and confinement in state prison.

### **Applicable in Colorado**

It is unlawful to knowingly provide false, incomplete, or misleading facts or information to an insurance company for the purpose of defrauding or attempting to defraud the company. Penalties may include imprisonment, fines, denial of insurance, and civil damages. Any insurance company or agent of an insurance company who knowingly provides false, incomplete, or misleading facts or information to a policy holder or claimant for the purpose of defrauding or attempting to defraud the policy holder or claimant with regard to a settlement or award payable from insurance proceeds shall be reported to the Colorado Division of Insurance within the Department of Regulatory Agencies.

### **Applicable in Florida and Idaho**

Any person who Knowingly and with the intent to injure, Defraud, or Deceive any Insurance Company Files a Statement of Claim Containing any False, Incomplete or Misleading information is Guilty of a Felony.\*

\* In Florida - Third Degree Felony

### **Applicable in Hawaii**

For your protection, Hawaii law requires you to be informed that presenting a fraudulent claim for payment of a loss or benefit is a crime punishable by fines or imprisonment, or both.

### **Applicable in Indiana**

A person who knowingly and with intent to defraud an insurer files a statement of claim containing any false, incomplete, or misleading information commits a felony.

### **Applicable in Minnesota**

A person who files a claim with intent to defraud or helps commit a fraud against an insurer is guilty of a crime.

### **Applicable in Nevada**

Pursuant to NRS 686A.291, any person who knowingly and willfully files a statement of claim that contains any false, incomplete or misleading information concerning a material fact is guilty of a felony.

### **Applicable in New Hampshire**

Any person who, with purpose to injure, defraud or deceive any insurance company, files a statement of claim containing any false, incomplete or misleading information is subject to prosecution and punishment for insurance fraud, as provided in RSA 638:20.

### **Applicable in Ohio**

Any person who, with intent to defraud or knowing that he/she is facilitating a fraud against an insurer, submits an application or files a claim containing a false or deceptive statement is guilty of insurance fraud.

### **Applicable in Oklahoma**

**WARNING:** Any person who knowingly and with intent to injure, defraud or deceive any insurer, makes any claim for the proceeds of an insurance policy containing any false, incomplete or misleading information is guilty of a felony.

## SAN LORENZO LITTLE LEAGUE VOLUNTEER CODE OF CONDUCT

The San Lorenzo Little League Board of Directors has mandated the follow Code of Conduct. All managers and coaches will read this Code of Conduct and sign in the space provided below, acknowledging that he or she understands and agrees to comply with the Code of Conduct. Sign the appropriate places below and return sheet to the Safety Officer of your league.

San Lorenzo Little League Code of Conduct:

**NO** Board Member, Manager, Coach, Player or Spectator shall, **AT ANY TIME**:

- Lay a hand upon, push, shove, strike, or threaten to strike an official.
- Be guilty of heaping personal verbal or physical abuse upon any official for any real or imaginary belief of a wrong decision or judgment.
- Be guilty of any objectionable demonstration of dissent at an official's decision by throwing of gloves, helmets, bats, balls, or any other forceful unsportsmanlike-like action.
- Be guilty of using unnecessarily rough tactics in the play of a game against the body of an opposing player.
- Be guilty of a physical attack upon any Board Member, Official Manager, Coach, Player or Spectator.
- Be guilty of the use of profane, obscene or vulgar language in any manner at any time.
- Appear on the field of play, stands, or anywhere on the San Lorenzo Little League property while in an intoxicated state. Intoxicated will be defined as an odor or behavior issue.
- Be guilty of gambling upon any play or outcome of any game with anyone at anytime.
- Smoke in the stands or on the playing field or in any dugout. Smoking will only be permitted in the parking lot.
- Be guilty of publicly discussing with spectators in a derogatory or abusive manner any play, decision or a personal opinion on any play during the game.
- As a Manager or Coach, be guilty of mingling with or fraternizing with spectators during the course of the game.
- Speak disrespectfully to any Manager, Coach, Official or Representative of the San Lorenzo Little League.
- Be guilty of tampering or manipulating any league roster, schedules, draft position or selections, official score book, ranking, financial record or procedures.
- Challenge an umpire's authority. The umpires shall have the authority and discretion during a game to penalize the offender according to the infraction up to and including expulsion from the game.

*The San Lorenzo Board of Directors will review all infractions of the Code of Conduct. Depending on the seriousness or frequency, the Board may assess additional disciplinary action up to and including expulsion from the San Lorenzo Little League.*

---

**I have read the San Lorenzo Little League Code of Conduct and promise to adhere to its rules and regulations.**

**Manager: (Print)** \_\_\_\_\_ **Team/Division:** \_\_\_\_\_

**Manager: (Signature)** \_\_\_\_\_ **Date:** \_\_\_\_\_

**Coach #1:** \_\_\_\_\_ **Coach #2:** \_\_\_\_\_



# Little League Volunteer Application - 2017

Do not use forms from past years. Use extra paper to complete if additional space is required.

**A COPY OF VALID GOVERNMENT ISSUED PHOTO IDENTIFICATION MUST BE ATTACHED TO COMPLETE THIS APPLICATION.**

Please list three references, at least one of which has knowledge of your participation as a volunteer in a youth program:

Name/Phone \_\_\_\_\_

\_\_\_\_\_

\_\_\_\_\_

IF YOU LIVE IN A STATE THAT REQUIRES A SEPARATE BACKGROUND CHECK BY LAW, PLEASE ATTACH A COPY OF THAT STATE'S BACKGROUND CHECK. FOR MORE INFORMATION ON STATE LAWS, VISIT OUR WEBSITE <http://www.littleleague.org/learn/programs/childprotection/state-laws-bg-checks.htm>

AS A CONDITION OF VOLUNTEERING, I give permission for the Little League organization to conduct background check(s) on me now and as long as I continue to be active with the organization, which may include a review of sex offender registries (some of which contain name only searches which may result in a report being generated that may or may not be me), child abuse and criminal history records. I understand that, if appointed, my position is conditional upon the league receiving no inappropriate information on my background. I hereby release and agree to hold harmless from liability the local Little League, Little League Baseball, Incorporated, the officers, employees and volunteers thereof, or any other person or organization that may provide such information. I also understand that, regardless of previous appointments, Little League is not obligated to appoint me to a volunteer position. If appointed, I understand that, prior to the expiration of my term, I am subject to suspension by the President and removal by the Board of Directors for violation of Little League policies or principles.

Applicant Signature \_\_\_\_\_ Date \_\_\_\_\_

If Minor/Parent Signature \_\_\_\_\_ Date \_\_\_\_\_

Applicant Name (please print or type) \_\_\_\_\_

NOTE: The local Little League and Little League Baseball, Incorporated will not discriminate against any person on the basis of race, creed, color, national origin, marital status, gender, sexual orientation or disability.

Name \_\_\_\_\_ Date \_\_\_\_\_

Address \_\_\_\_\_

City \_\_\_\_\_ State \_\_\_\_\_ Zip \_\_\_\_\_

Social Security # (mandatory with First Advantage) \_\_\_\_\_

Cell Phone \_\_\_\_\_ Business Phone \_\_\_\_\_

Home Phone: \_\_\_\_\_ E-mail Address: \_\_\_\_\_

Date of Birth \_\_\_\_\_

Occupation \_\_\_\_\_

Employer \_\_\_\_\_

Address \_\_\_\_\_

Special professional training, skills, hobbies: \_\_\_\_\_

Community affiliations (Clubs, Service Organizations, etc.): \_\_\_\_\_

Previous volunteer experience (including baseball/softball and year): \_\_\_\_\_

Do you have children in the program? Yes  No  If yes, list full name and what level? \_\_\_\_\_ Special \_\_\_\_\_

Certification (CPR, Medical, etc.): \_\_\_\_\_

Do you have a valid driver's license: Yes  No

Driver's License #: \_\_\_\_\_ State \_\_\_\_\_

Have you ever been convicted of or plead guilty to any crime(s) involving or against a minor? Yes  No

If yes, describe each in full: \_\_\_\_\_

Are there any criminal charges pending against you regarding any crime(s) involving or against a minor? Yes  No  If yes, describe each in full: \_\_\_\_\_

Have you ever been refused participation in any other youth programs? Yes  No  If yes, explain: \_\_\_\_\_

In which of the following would you like to participate? (Check one or more.)

League Official  Coach  Umpire  Field Maintenance

Manager  Scorekeeper  Concession Stand  Other

**LOCAL LEAGUE USE ONLY:**

Background check completed by league officer \_\_\_\_\_

on \_\_\_\_\_

System(s) used for background check (minimum of one must be checked):  
Regulation (c)(9) Mandates First Advantage or another provider that is comparable

\*First Advantage  Sex Offender Registry Data along with a National Criminal Records check of at least 281 million records

\*Please be advised that if you use First Advantage and there is a name match in the few states where only name match searches can be performed you should notify volunteers that they will receive a letter directly from LexisNexis in compliance with the Fair Credit Reporting Act containing information regarding all the criminal records associated with the name, which may not necessarily be the league volunteer.

Only attach to this application copies of background check reports that reveal convictions of this application.

## SAN LORENZO LITTLE LEAGUE SPORT PARENT CODE OF CONDUCT

We, the San Lorenzo Little League, have implemented the follow Sport Parent Code of Conduct for the important message it holds about the proper role of parents in supporting their child in sports. Parents should read, understand and sign this form prior to their children participating in our league.

Any parent guilty of improper conduct at any game or practice will be asked to leave the San Lorenzo Little League property and be suspended from the following game. Repeat violations may cause a multiple game suspension, or the season forfeiture of the privilege of attending all games.

### ***Preamble***

The essential elements of character building and ethics in sports are embodied in the concept of sportsmanship and six core principles:

- Trustworthiness,
- Respect,
- Responsibility,
- Fairness,
- Caring, and
- Good Citizenship.

The highest potential of sports is achieved when competition reflects these “*six pillars of character.*”

### ***I therefore agree:***

1. I will not force my child to participate in sports.
2. I will remember that children participate to have fun and that the game is for youth, not adults.
3. I will inform the coach of any physical disability or ailment that may affect the safety of my child or the safety of others.
4. I will learn the rules of the game and the policies of the San Lorenzo Little League.
5. I (and my guests) will be a positive role model for my child and encourage sportsmanship by showing respect and courtesy an by demonstrating positive support for all players, coaches, officials and spectators at every game, practice or other sporting event.
6. I (an my guests) will not engage in any kind of unsportsmanlike conduct with any official, coach, player, or parent such as booing and taunting; refusing to shake hands; or using profane language or gestures.
7. I will not encourage any behavior or practices that would endanger the health and well being of the athletes.
8. I will teach my child to play by the rules and to resolve conflicts without resorting to hostility or violence.
9. I will demand that my child treat other players, coaches, officials and spectators with respect regardless of race, creed, color, sex or ability.
10. I will teach my child that doing one’s best is more important than winning, so that my child will never feel defeated by the outcome of a game or his/her performance.
11. I will praise my child for competing fairly and trying hard, and make my child feel like a winner every time.
12. I will never ridicule or yell at my child or other participants for making a mistake or losing a competition.
13. I will emphasize skill development and practices and how they benefit my child over winning. I will also de-emphasize games and competition in the lower age groups.
14. I will promote the emotional and physical well being of the athletes ahead of any personal desire I may have for my child to win.
15. I will respect the officials and their authority during games and will never question, discuss or confront coaches at the game field and will take time to speak with coaches at an agreed upon time and place.
16. I will demand a sports environment for my child that is free from drugs, tobacco and alcohol and I will refrain from their use at all sports events.
17. I will refrain from coaching my child or other players during games and practices, unless I am one of the official coaches of the team.

---

*Parent/Guardian Signature*



Little League Baseball®, Incorporated
2016 Model Release and Waiver

PARTICIPANT UNDER 18

This section to be completed by the parent or guardian of a minor, if minor is under the age of 18 years

I, \_\_\_\_\_
(Full Name of Parent or Guardian)

of \_\_\_\_\_
(Address, City, State and Zip Code)

the [ ] Parent [ ] Guardian of \_\_\_\_\_
(Name of Player/Participant)

hereby consent, grant and give my permission to Little League Baseball, Incorporated (hereafter "LLB") and any third party which LLB determines in its sole discretion to be appropriate including, but not limited to, any and all sponsors and/or licensees of LLB a royalty free, irrevocable license, to use, exploit, adapt, modify, reproduce, distribute, publicly display and publicly perform, throughout the world in any and all forms whether now known or later developed, the image, name, voice, or likeness of the above listed minor in any and all commercial exploits or ventures, promotional materials or announcements, publications, media releases, or advertisements, electronic or otherwise ("Work(s)"), in perpetuity, and waive any and all rights to the same. I acknowledge and agree that neither the above listed minor nor I will receive any compensation whatsoever if such image, name, voice, or likeness appears in any Works, or from any proceeds of any utilized Work. I acknowledge and agree that any use of such image, name, voice, likeness or resulting Work is solely the property of LLB in perpetuity. In addition, I acknowledge and agree that LLB may, without my permission or advance notice to me, supply such image, name, voice, likeness or resulting Work to, or for any use and/or publication by, any third party which LLB determines in its sole discretion to be appropriate.

\_\_\_\_\_  
(Signature of Parent or Guardian)

\_\_\_\_\_  
(Date)

PARTICIPANT OR ADULT OVER 18

This section to be completed by an individual participant over the age of 18 years

I, \_\_\_\_\_
(Full Name of Participant)

of \_\_\_\_\_
(Address, City, State and Zip Code)

hereby consent, grant and give permission to Little League Baseball, Incorporated (hereafter "LLB") and any third party which LLB determines in its sole discretion to be appropriate including, but not limited to, any and all sponsors and/or licensees of LLB a royalty free, irrevocable license, to use, exploit, adapt, modify, reproduce, distribute, publicly display and publicly perform, throughout the world in any and all forms whether now known or later developed, my image, name, voice, or likeness in any and all commercial exploits or ventures, promotional materials or announcements, publications, media releases, or advertisements, electronic or otherwise ("Work(s)"), in perpetuity, and waive any and all rights to the same. I acknowledge and agree that I will not receive any compensation whatsoever if such image, name, voice, or likeness appears in any Works, or from any proceeds of any utilized Work. I acknowledge and agree that the use of any such image, name, voice, likeness or resulting Work is solely the property of LLB in perpetuity. In addition, I acknowledge and agree that LLB may, without advance notice to me, supply such image, name, voice, likeness or resulting Work to, or for any use and/or publication by, any third party which LLB determines in its sole discretion to be appropriate, without my permission.

\_\_\_\_\_  
(Participant Signature)

\_\_\_\_\_  
(Date)